



137  
147

LAMPASILIS RADIATA SILICOIDEA

Anterior edge of shell unusually thick with wide angle.

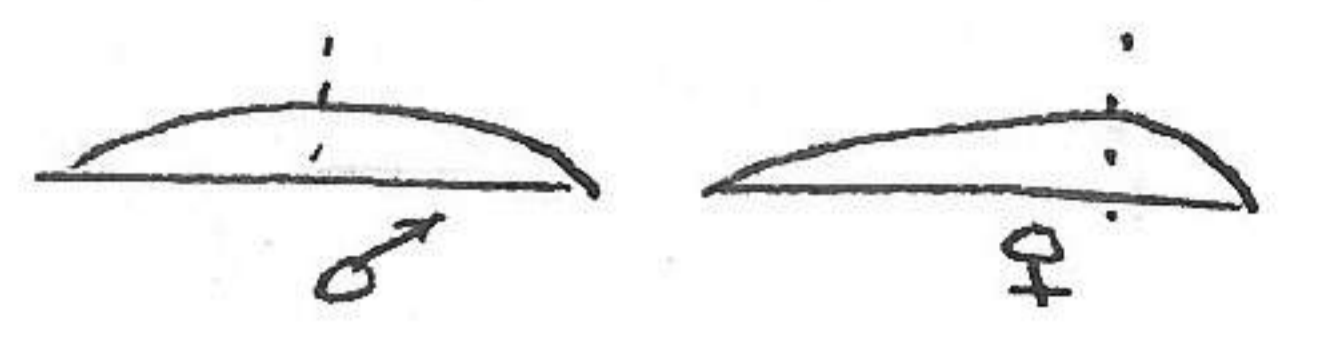


in comparison with L. a. anodontoides



L. r. sil has more of a rounded posterior end than L. a. anodontoides.

greatest thickness more in ♀ because of post-basal swelling. In ♂ more centered



width of shell ① greater

than L. a. anodontoides which is ②