


Took the following photos:

- 830531-1 of modern name on wall superimposed on pictographs. Cave 9
- 830531-2 of deer in cave 9
- 830531-3 Yucca elata outside (E) cave 9
- 830531-4 cross hatching figure  in cave 8
- 830531-5 wavy line of red and yellow added, cave 8
- 830531-6 spotted bird in cave 3
- 830531-7 elephant in cave 3
- 830531-8 deer in cave 4
- 830531-9 nut cracker device in cave 2 superimposed on a yellow


checker pattern of yellow.

Examined a piece of mortar (porphyry)  in inches near cave 16


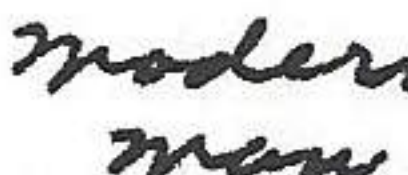


2 antelope chipmunks at cave 16. 830531-10 from cave 16 of large ^(yellow) foot, parallel rows of dots, 2 basket maker type figure, and a globular figure with yellow stripe. Will draw from photo and add to others recorded. This is one of the best caves for physical appearance.

At cave 7 measured hickberry at 85" circumference, another at 73". At this place watch a grey fox run along ledges above ground across Indian shelters. It ran 150' on ledges rather than drop to valley floor.

The most ideal place for Indian site with pictographs, rock pit mortars, polishing concretions and small point holes is:

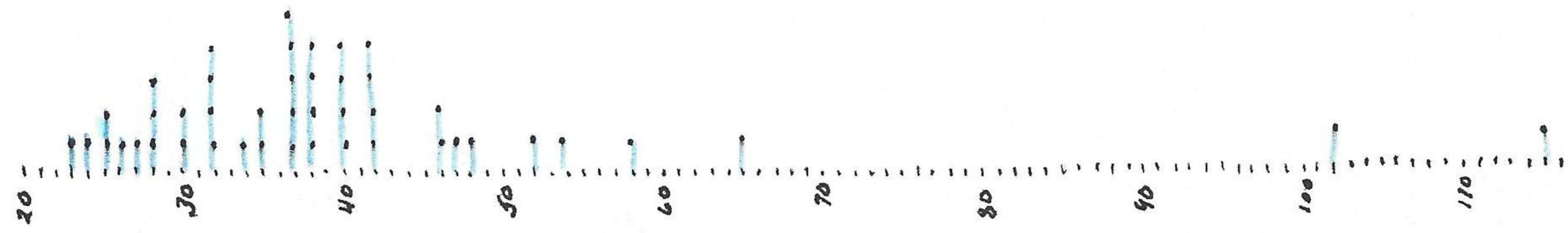



overhang waterproof ledge
wall for painting
place to develop mortars
elevated above valley floor.
sufficient area in cave for activity and directly
expose to wind and skylight.

- Photo 830531-11 Cave 2 
- 830531-12 Cave 9 modern man initials 
- 830531-13 Cave 10 
- 830531-14 Cave 16 2 marks 
- 830531-15 Cave 23 (double cave) at base and rock cliffs above
- 830531-16 cliffs SW end w mt.
- 830531-17 Agave w mt w mt.

fallen boulders are less desirable.

In Cave 23 is a rock used for small quantities of material grinding, 46 in number.



MEASUREMENT OF 46 mini MORTARS IN DIAMETER (mm)