

15754. Royal Gorge, Colorado. Spanned by the
Highest Bridge in the World



On D. & R. G. W. R. R.

ROYAL GORGE SUSPENSION BRIDGE

World's highest bridge across the Royal Gorge of the Arkansas at Canon City, Colorado. Length of structure 1,260 feet. Length of main span, 880 feet. Width of thorofare, 18 feet. Weight of cables supporting bridge, 300 tons. Height of towers, 150 feet. Height of bridge above river, 1,053 feet. Time of construction, six months. Dedicated on December 8, 1929. Cost \$250,000.00.


THIS SPACE FOR MESSAGE



POST CARD

ADDRESS

STAMP



UNION CHEVROLET COMPANY



INDEPENDENCE BLVD. AT HIGHLAND AVE.

TELEPHONE HA-6600

KANSAS CITY 6, MO.

March 19th. 19 48

Loretta Groves,

413 Nebraska,

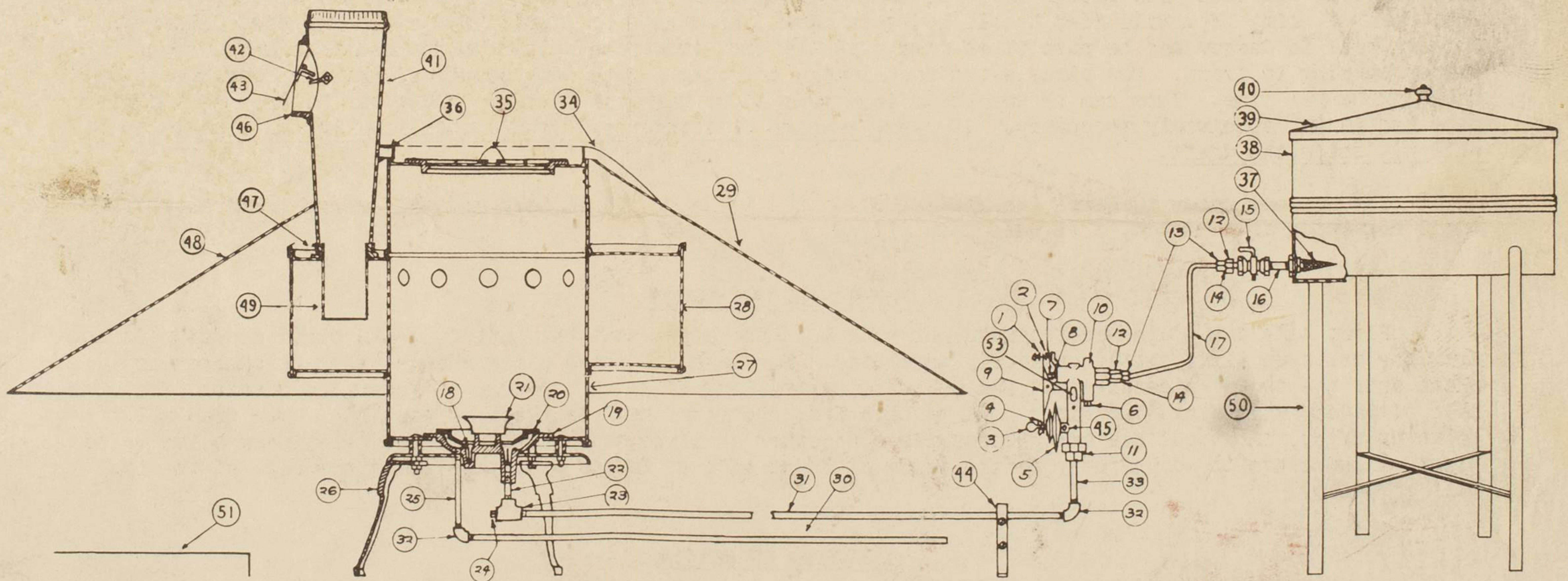
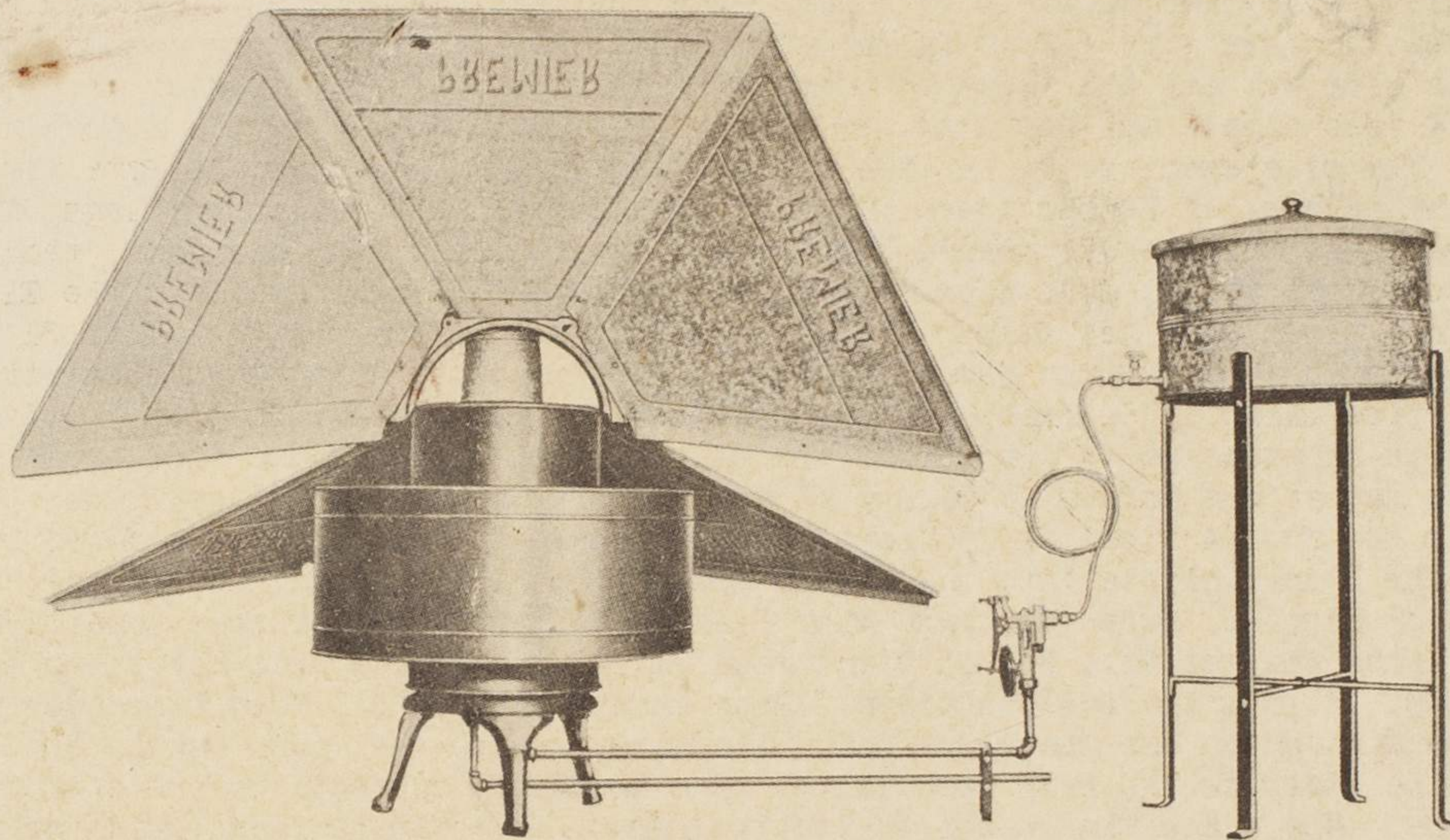
Kansas City, Kans.

Statement of 1947-48 repairs.

ALL ACCOUNTS ARE DUE AND PAYABLE FIRST OF MONTH FOLLOWING DATE OF PURCHASE

DATE	ITEMS	CHARGES	CREDITS	BALANCE
9-18	Repair order 4601	10.00		
10-1	" " 4384	14.15		
10-21	" " 3984	17.52		
10-29	" " 4186	14.93		
11-5	" " 5608	264.89		
12-16	" " 6488	23.57		
12-18	" " 6574	6.87		
1-30-48	" " 7653	7.63		
	Total		359.56	

INSTRUCTIONS FOR SETTING UP AND OPERATING No. 924 PREMIER BROODER STOVE



NOTICE

Unpack carefully and check component parts with above illustration before starting to assemble. If there is a shortage or defective parts found, advise us at once, giving name and number of part. If defective or broken parts are found, return them to us at once.

- No. 1 Maximum Adjusting Nut
- " 2 Minimum Adjusting Nut
- " 3 Temperature Adjusting Screw
- " 4 Wing Lock Nut
- " 5 Double Wafer Thermostat
- " 6 Sediment Chamber Drain Plug
- " 7 Valve Needle Spring
- " 8 Valve Needle
- " 9 Valve Lever
- " 10 Sight Feed Valve Body
- " 11 Sight Feed Valve Union
- " 12 Oil Feed Line Adapter - 2
- " 13 Compression Lock Screw - 2
- " 14 Compression Lock Sleeve - 2
- " 15 Oil Container Shut Off Cock
- " 16 Oil Container Nipple
1/4 x 1 1/2 inch
- " 17 Copper Pipe Line
- " 18 Asbestos Light Wick

- No. 19 Cast Burner Bowl
- " 20 Cast Air Diffusing Ring
- " 21 Cast Flame Spreader
- " 22 Oil Line Nipple 1/4 x 1 3/4
inch
- " 23 1/4 inch Tee
- " 24 1/4 inch Clean Out Plug
- " 25 Overflow Nipple 1/4 x 5 inch
- " 26 Cast Fire Chamber Legs - 3
- " 27 Fire Chamber
- " 28 Radiator Drum
- " 29 Front Canopy Sheet
- " 30 Overflow Pipe 1/4 x 36
- " 31 Oil Line Pipe 1/4 x 31
- " 32 Elbows 1/4 inch - 2
- " 33 Oil Line Nipple 1/4 x 3
Connection to Sight Feed
- " 34 Front Half Cast Canopy Ring
Hinge

- No. 35 Fire Chamber Door
- " 36 Back Half Cast Canopy Ring
Hinge
- " 37 Oil Container Filter
- " 38 Oil Container
- " 39 Oil Container Cover
- " 40 Oil Container Knob
- " 41 Wind Damper Pipe
- " 42 Wind Damper Back Draft Stop
- " 43 Swinging Wind Damper
- " 44 Pipe Line Support Bracket
- " 45 Thermostat Support Screw
- " 46 Wind Damper Cast Collar
- " 47 Cast Iron Pipe Collar - 5 inch
- " 48 Back Canopy Sheet
- " 49 Wind Damper Pipe Extension
- " 50 Support Stand for Oil Con-
tainer
- " 51 Cleaning Rod