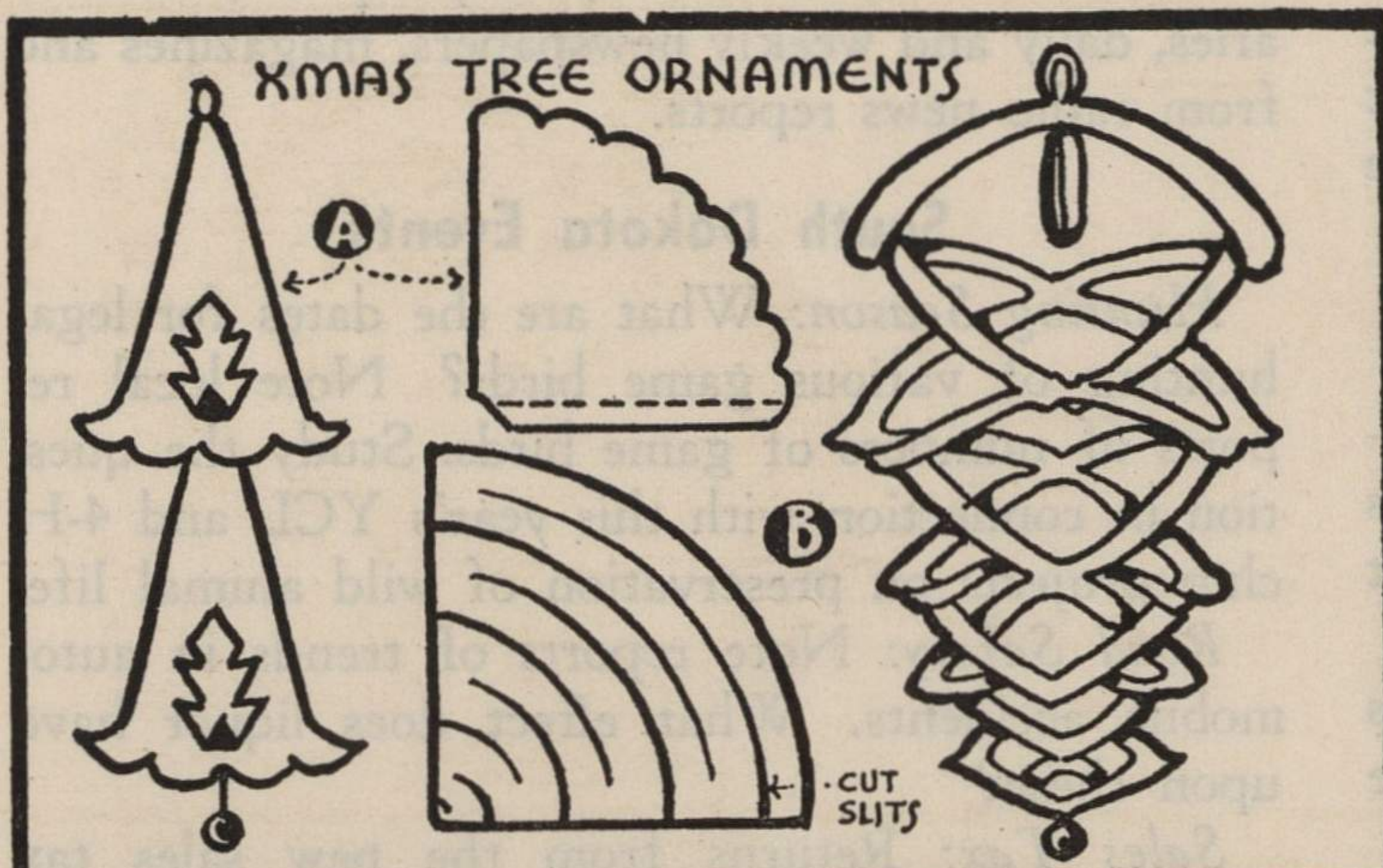


INTERESTING ART PROJECTS: John T. Lemos

Grade 1—Making Christmas Decorations




Objective: Development of creative ability for cutting original designs.

Problem: Ornament A is made from art paper cones of different colors strung together by means of colored yarn and beads. Ornament B is cut from art construction paper. A square of paper is folded four times and then given a circular cut at the wide end. Slits are then cut as shown. The paper is then gently opened up to make a basket as shown.

Application: Ornaments look very attractive on the Christmas tree. They may be also suspended by colored yarn or cord from window frames and hung in the classroom during the holiday season.

Grade 2—A Useful Match Container



Objective: Training in construction, drawing, color and design.

Problem: The teacher should show the class how this little bear can be drawn over geometric forms. If desired she can furnish the pupils with cardboard patterns of the bear outline. With this as a guide, Billy Bear is traced onto fine sandpaper and outlined with crayons. He is then cut out and mounted on cardboard. The match holder is made from half of a paper drinking cup which is glued to the cardboard.

Application: Makes a most attractive and useful gift to be hung in the kitchen as a match holder.

Grade 3—Coloring A Winter Scene




Objective: Development of the ability to sketch and compose simple landscapes.

Problem: Have pupils bring to school holiday cards or prints showing simple winter scenes. With these as a guide, sketch a winter scene with crayons or blue green or light green art paper. In the attached scene the sky is deep blue, the trees are deep green and the snow a creamy white with light violet shadows.

Application: This scene, when completed, can be mounted on stiff cardboard and given to the pupil's mother or some friend. It might also be used with a calendar pad for the coming year.

Grade 4—Making Decorative Animals



Objective: This project can be used in correlation with nature study and language work to study animal life.

Problem: Ask the class to bring to school cardboard boxes of varied sizes. Candy, cereal and similar boxes are good. With these as a basis, elephants, giraffes and other animals are then made with the help of colored paper and crayons.

Application: These animals may be made the nucleus for a circus project. A tent made of muslin may be built and circus wagons and cages added. Children may read interesting stories of wild animal life.