May 21, 1945.

Dr. Leonard Axe,
University of Kansas.

Dear Dr. Axe:

After studying the new sketch for the remodeling of the swimming pool, we approve the depth line as indicated in red pencil on the blue print.

I desire to call attention to the fact that our diving board is 14 feet long, which might cause a change in location of the fulcrum.

Sincerely yours,

Director of Physical Education,
Varsity Basketball Coach.

FCA:AH

May 4, 1945.

Dr. Leonard Axe,
University of Kansas.

Dear Leonard:

My communication to you dated May 2 was written prior to the time that I received a carbon copy of a letter from Mr. Charles L. Marshall to you dated May 2, the same date.

His mention that it might be impossible to drain the pool entirely does not strike a responsive chord from this corner. It seems that there could be a raised edge around the pool thus raising the scum gutter to the floor level. This would give 9 inches more depth to the pool.

This is suggested as a possible solution to the drainage problem.

Very sincerely yours,

FCA:AH

Director of Physical Education,
Varsity Basketball Coach.

May 2, 1945

Our File #22A-7

Mr. Leonard Axe
Administration Building
University of Kansas
Lawrence, Kansas

Dear Mr. Axe:

We are enclosing the print showing one method by which we can get the swimming pool deeper in the diving section, if it meets with your approval. We are limited by the width of the footings on either side of the pool and it may be that this would be undesirable from the standpoint of use. Let me know if this meets with your approval, then we will incorporate it on the drawings.

This arrangement means that we will not be able to entirely drain the pool but since most of the water is re-circulated anyway, it should not affect the re-circulating pump operation, and at such times as the pool is drained, only a small amount of water would be left for re-use.

Yours truly,

Charles L. Marshall
Asst. State Architect

CLM:G

CC Forrest C. Allen, Director
Physical Education

Enc.

May 2, 1945.

Dr. Leonard Axe,
University of Kansas.

Dear Leonard:

I am writing to approve the architectural plans for the swimming pool provided that it is possible to get somewhere near the desired ten-foot depth of the pool for diving safety. The degree of taper that would be necessary to miss the footing structure necessarily awaits excavation. I am emphasizing this because swimming authorities think it is imperative for safety. I am therefore approving the plans with this proviso.

Very sincerely yours,

Director of Physical Education,
Varsity Basketball Coach.

FCA:AH

Robinson Pool
Suggested Improvement
5-2-'45

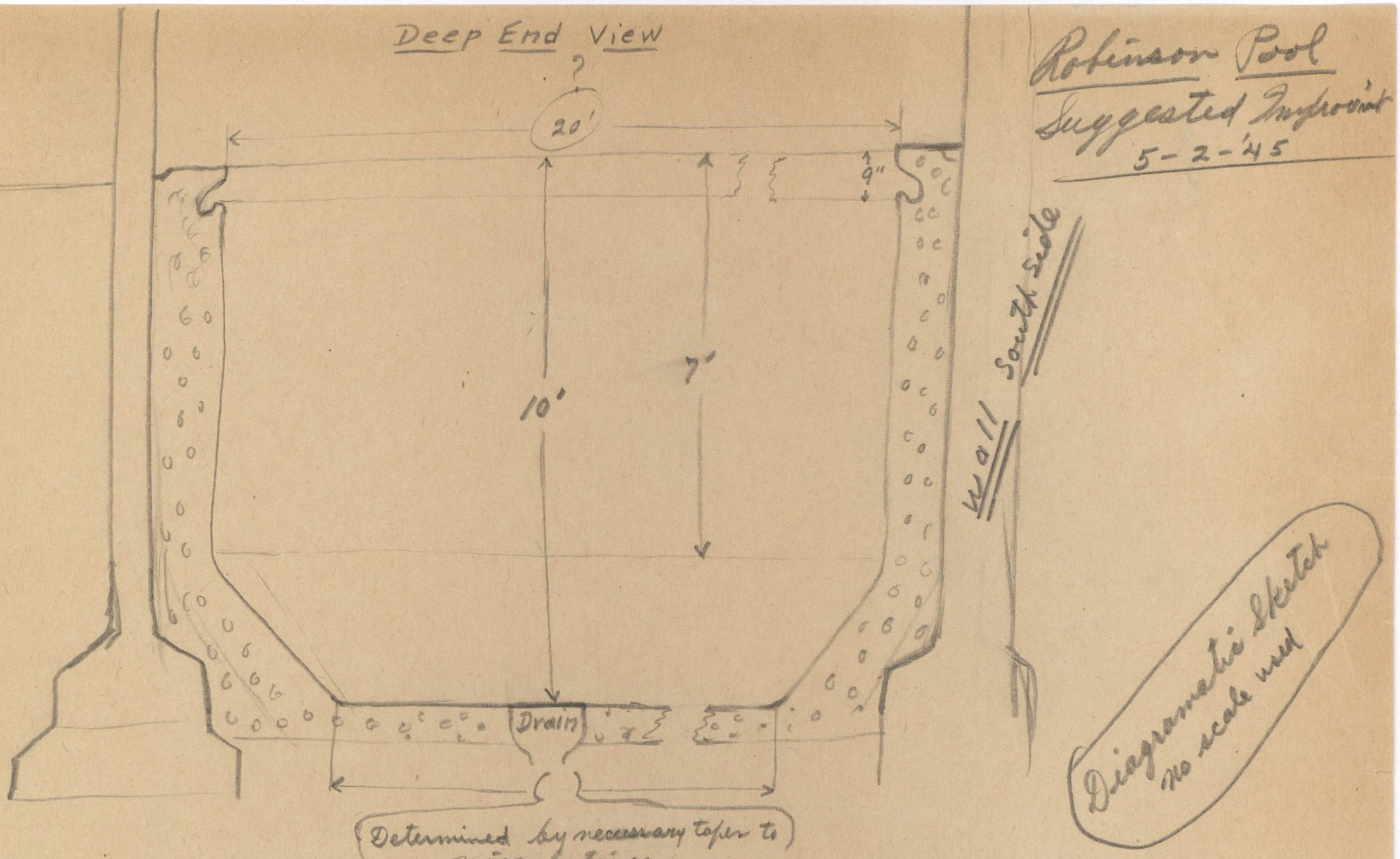



It seems that to taper the pool from about a seven foot depth to floor depth of ten feet would be advisable in order to get necessary depth for diving safety.

The degree of taper to be that necessary to miss the footing structure, thus maintaining as much all-over depth as possible.

Kanet

Memo from Mr. Kanehl --

Diving Board -- we have a new 14 ft. board with fulcrum which was purchased in anticipation of a new pool.

In regard to construction of the pool - reference is made to Plan No. 1, of Nov. 24, 1944. in which case (since the pool is for instruction purposes primarily) the plan was to leave the greater surface of water at 6 ft. and less in depth -- 35 ft. of shallow water. The original plan, however, was a 10 ft. depth of the pool, which would be more satisfactory in maintaining that much shallow water.

Ladder -- In view of the narrow construction of the pool width, it is advisable to have a recessed ladder, from a safety standpoint.

Dr. Ernest Kanehl

April 16, 1945

Mr. Leonard Axe
Administration Building
University of Kansas
Lawrence, Kansas

Dear Mr. Axe:

I am enclosing a print showing the swimming pool remodeling for the Robinson Gymnasium. Will you check this with Prof. Allen and see if they have any final suggestions in regard to the general design of the pool?

Will you also see if they have any recommendations relative to any certain type of diving board which we should include in the specifications and whether or not a 14' board would be satisfactory or if it must be of official length (16').

If there are any other suggestions, or criticisms, relative to the pool, we would be glad to receive them. We did not use a recess tile ladder since that required offsetting the concrete construction, but I know they would like to have it. It can be obtained at additional expense and the question is whether or not it would be worth it.

In order to present a WPB form 617, request for authorization for construction, so that we will have a priority rating on this project, we have to answer some questions. I believe you can do a better job than I in preparing these answers and would appreciate it if you would write me statements to the following two questions, which are the important ones in the application: (1) What is the relationship of this project to war production, essential civilian needs, or public health and safety. (2) Give specific reasons why the project is so urgent that it cannot be deferred for the duration of the war.

I will fix up the rest of the answers if you want me to do it. A copy of WPB form 617 is enclosed.

Yours truly,

Charles L. Marshall
Asst. State Architect

CLM:G
Enc.

cc Mr. Allen

December 5, 1944.

Mr. Charles L. Marshall,
Asst. State Architect,
Topeka, Kansas.

Dear Mr. Marshall:

Thank you so much for your prints showing alterations in remodeling the University swimming pool.

Since the Chancellor is the individual determiner of this, I am taking the matter up with him, and await his decision.

I do thank you for the work that you and your assistants have done.

Sincerely yours,

FCA:AH

Director of Physical Education,
Varsity Basketball Coach.

December 5, 1944.

Chancellor Deane W. Malott,
University of Kansas.

Dear Chancellor Malott:

I have just written Charles L. Marshall, the Assistant State Architect, that since you are the individual determiner as to what shall be done with the pool, I am awaiting your decision.

Very sincerely yours,

Director of Physical Education,
Varsity Basketball Coach.

E. W. BACHARACH & CO.

FILTER PLANT EQUIPMENT
GRAVITY AND PRESSURE FILTERS
WATER SOFTENING PLANTS
CHEMICAL TREATING PLANTS
SEWAGE DISPOSAL EQUIPMENT

Water Purification Plants

RIALTO BLDG · KANSAS CITY · MISSOURI

August 7, 1943

Dr. Forrest C. Allen,
Director of Physical Education
Varsity Basket Ball Coach
University of Kansas
Lawrence, Kansas

Dear Dr. Allen:

We are mailing to you today, by parcel post, the two pressure gauges and the one vacuum and pressure gauge.

We understand from Mr. Branchfield that the taps have been provided for these gauges and it is merely a question of installing them in the line. We believe one of the boys around the pool could install these gauges without any difficulty.

Very truly yours,

E. W. BACHARACH & COMPANY

A. W. Simpson

AWL:EP
Encl. - 2 Inv.

August 9, 1943.

Mr. A. W. Livingston,
E. W. Bacharach Company,
800 Rialto Building,
Kansas City, Mo.

Dear Mr. Livingston:

There are thoughts that keep popping up in my mind and will not be satisfied until I write you.

Prior to when the government made a contract with the University for training their soldiers here, Uncle Sam sent a sanitary engineer to check up on the University. The sanitary engineer discovered that if when adding water to the pool the water supply should be accidentally shut down at the plant and the valve would be opened lower than the pressure level, the vacuum of the water leaving the line would pull the pool water over into the water main.

The requirement was made that the University put an air gap between the water line and the pool. There is no possible chance now for a vacuum being formed. To be doubly safe, the plumber cut off the discharge from the filter into the pool above the water line. There is no possible chance of contamination into the main from the pool.

This is what has been bothering me. I wondered why this hadn't been caught before the Army sanitary engineer caught it. Am I unreasonable in presuming that doubtless you would have caught this when you came down to make the survey?

Sincerely yours,

Director of Physical Education,
Varsity Basketball Coach.

FCA:AH

When adding water to the pool, if the water supply should be accidentally shut down at the plant and the valve would be opened lower than the pressure level, the vacuum of the water leaving the line would pull the pool water over into the water main.

We put a hair gap between the water line and the pool line. There is no possible chance now of a vacuum being formed. To be doubly safe we cut off the discharge from the filter into the pool above the water line. There is no possible chance of contamination into the main from the pool.

When running the alum and soda ash into the pool water it is delivered under main pressure, which is on an average of 40 lbs. greater pressure than the circulating pump pressure. If in adding this water the main pressure would drop lower than the pump pressure there would be a tendency to run this alum and soda ash water back into the main.

(Suggestion for Dr. Allen only: Suggest take that in on outlet side of filter and there would be no possible chance of contamination into the main, as the resistance on the outlet line of the filter is negligible.)

Nie. 4303
Val. 5775

WESTERN WATERPROOFING COMPANY

MISSOURI CORPORATION

WATERPROOFING AND DAMPPROOFING CONTRACTORS

ST. LOUIS
SYNDICATE TRUST BUILDING
CHARLOTTE, N.C.
815 COMMERCIAL NATIONAL BANK BLDG.
ATLANTA
803 HEALEY BLDG.
KANSAS CITY, MO.
417 FINANCE BLDG.

KANSAS CITY, MO.

September 11, 1944

Dr. Forest C. Allen
Kansas University
Lawrence, Kansas

Dear Sir:

Mr. Ashley called me this afternoon with reference to making an appointment to see you about leaking walls in your buildings.

If convenient with you I will drive over to Lawrence Thursday afternoon, September 14th. If this does not meet with your approval, will you kindly let me know.

Very truly yours,

WESTERN WATERPROOFING COMPANY

Stuart C. Mullgardt

SCM/mc

Stuart C. Mullgardt
Branch Manager

Wet Walls . . .



DETERIORATION OF SURFACE

CHIEF CAUSES

NOTE THE CRACKS



and the

REMEDY

WESTERN'S GROUT



LEAKS *from Faulty Joints and Other Causes* STOPPED PERMANENTLY

In the bulletin of the American Ceramic Society, June 1934, Frank C. Jamin, C. E., says: "About 75% of the leaks in masonry occur through the joint. Mortar joints as found in many buildings merely serve to keep the bricks apart, whereas, their true function is to bind the bricks together and form a **uniform dense face of masonry.**" (The emphasis on the last words is our own).

18% to 20% of a brick wall surface consists of joints.

It follows then that faulty workmanship, shrinkage and disintegration of mortar cause about 75% of all cases of leaky walls, and it is no wonder when as much as 20% of the surface is subject to mortar shrinkage and disintegration.

Rain finds easy entrance, for even during a gentle shower there is a measurable film of water constantly flowing over an exposed wall. But when driven by a strong wind, the flow of water into the cracks is almost as if the water flowed over a horizontal surface.

In many cases of faulty joints, no mortar at all is found in places. Enough of these open voids permit the water to be carried long distances. This is particularly true where the brick work abuts stone or metal members. Moisture may enter, and stain walls several floors below the point of entrance.

To locate and stop such leaks is the work of a specially trained organization.

THE PURPOSE OF WESTERN'S GROUT

It is the purpose of Western's Grout Material and Service to make walls a "uniformly dense face of masonry," impervious to the entrance of moisture, but permitting of wall "breathing," mentioned later.



American Telegraph and Telephone Co. Repeater Station. Note the greatly improved appearance.

WHAT WE DEMANDED OF GROUT

Any material and method of restoring disintegrated masonry, to be efficient, must conform to the specifications, laid down more than 75 years ago by a group of scientists, for the requirements of waterproofing materials:

1. **The material must penetrate easily into the masonry surface and remain there on drying.**
2. **The material must not concentrate on the surface so as to form a hard crust, but at the same time it must harden the surface sufficiently to resist erosion. (It must densify the surface by filling the holes and must subsequently become hard).**
3. **The material must prevent the penetration of moisture, and at the same time allow moisture to escape. This is possible because water as liquid will not penetrate where as vapor it will escape. Furthermore it is possible for a wall to absorb a proper amount of moisture without admitting seepage. This "breathing" of a wall is necessary to prevent disintegration or rotting of the material internally. This is probably the most important consideration of a waterproofing.**
4. **The material must not discolor or in any way alter the original appearance of the surface.**
5. **The material must expand and contract uniformly with the surrounding surface so as not to cause flaking.**
6. **The material must be non-corrosive and harmless in use.**
7. **The material should retain its preservative effect indefinitely.**

Western's Grout Embraces ALL the Requirements of a Satisfactory Job

If the material of the defective wall is dense and highly resistant against moisture, then a treatment of the **joints only** will be necessary.

If the bricks, stone or other material are soft, porous and show noticeable signs of flaking, checking, or other evidence of water penetration and disruption by freezing or other disintegration, then an **over-all treatment** is advisable.

Of course, all walls unless they be made of glass or some such dense material, are certain to show some disintegration in the course of years. It is not always easy to determine the degree to which the disintegration has progressed. It it a part of the Western's Grout Service to examine and determine the nature of the work required to restore the masonry and to give adequate protection against further leakage and disintegration.

Thorough examination is of first and vital importance.

Southern Bell Telephone Building, New Orleans, La.

When the foregoing specifications for waterproofing materials were laid down, the scientists went beyond the available materials of their day. Some materials accomplished a part of the specifications but none accomplished ALL of them. It was only by making a long study of the merits and demerits of various materials that a compound of materials was discovered that fulfulled ALL the specifications.

Western's Grout Material is guaranteed to accomplish ALL the requirements of a satisfactory job.

Western's Grout Material penetrates without concentrating on the surface. It is impervious to seepage but sufficently receptive to permit the required ingress of air and egress of vapors to insure proper wall breathing. It not only will not discolor a wall, but it perfectly identifies itself with the material of the wall in color and texture, and adds density and permanence. Its co-efficent of expansion is made identical with the wall in which it is incorporated, when properly handled. It forms no skin or crust to crack, no oil to dry out is used, no shrinkage of mortar. Western's Grout does not mar but actually improves the appearance of a building.

WESTERN'S GROUT SERVICE PROVED THROUGH TEN YEARS

The Western Waterproofing Company for twenty-five years has maintained an organization of specially trained men who have devoted their lives to the solving of all types of waterproofing problems. It was only after Western's Grout was thoroughly time-tested that it was offered to the public.

The Western Waterproofing Company's Service is found not only in its material, but in its trained men. They are available for a thorough analysis of your water problems. They are capable of correcting the faults efficiently and permanently by the Western Grout Method.

FOR PRESERVATION AS WELL AS RESTORATION

Many architects insure themselves against water troubles that too often discredit a splendid job, by specifying Western Waterproofing Company's Grout treatment for the exterior walls, before the building is turned over to owners.

Efficiency is best served by using that system which meets **ALL the requirements of a perfect job.**

Kinds of Structures

Western's Grout is applicable to brick, stone of all kinds, concrete, stucco, concrete block, Haydite block, etc., The Western Grout Material comes in eight standard colors and in white and black.

No temporary calking, pointing or painting can approximate the lifelong satisfaction to the owner of a building waterproofed by Western's Grout. **Once done, it is permanent.**

(See References Back Page)



An Overall Job

WESTERN'S GROUT MATERIAL and SERVICE

References:

Partial List of Western's Grout Jobs by Various Licensees.

The following are a few of many Western's Grout jobs. If you will write us, we shall gladly refer you to our nearest waterproofing engineer, who will give you whatever further information you may desire.

A. T. & T. Repeater Station, Wyanet, Illinois.

Michigan Bell Telephone Co.,
various buildings in their territory.

Ohio Bell Telephone Co.,
various buildings in their territory.

Bell Telephone Co., West Chester, Pa.

C. & P. Telephone Building, Washington, D. C.

Southern Bell Telephone Co.,
various buildings in their territory.

Southwestern Bell Telephone Co.,
various buildings in their territory.

Northwestern Bell Telephone Co., Cedar Rapids, Iowa.

International Shoe Co., St. Louis, Mo.

State Hospital, Ypsilanti, Michigan.

Statler Hotel, Detroit, Michigan.

Standard Oil Company, Cleveland, Ohio.

Bank of Nova Scotia, Halifax, N. S.

New Brunswick International Paper Co., Dalhousie, N. B.

Checkers Court Apartments, Montreal, Quebec.

Ken Mor Apartments, Ventnor, N. J.

Bartrum Apartment House, Atlantic City, N. J.

Liberty Title & Trust Co., Philadelphia, Pa.



Western's Grout over Cinder Block



Preparation of wall for Western's Grout

WESTERN WATERPROOFING COMPANY

ST. LOUIS, MISSOURI

September 11, 1944.

Mr. H. M. Ashley,
Kansas City Mantel Co.,
1008 Oak Street,
Kansas City, Mo.

Dear Heinie:

Mr. C. G. Bayles, Superintendent of Buildings and Grounds here at the University, desires that you come over again, if possible, to discuss with him the bids on the swimming pool project. If Wednesday, the 13th, at 10 a.m. is agreeable with you, we will be happy to see you.

Sincerely yours,

FCA:AH

Director of Physical Education,
Varsity Basketball Coach.

Chancellor

has the

3 bids

Our pool

tells us

August 18, 1943.

Mr. H. M. Ashley,
Kansas City Mantel Co.,
1008 Oak Street,
Kansas City, Mo.

Dear Heinie:

We are now desirous of getting an estimate of the cost of rebuilding our swimming pool, making it the standard length of 60 feet, with a sloping floor, replacing all the tile, and adding scum gutters.

I would appreciate it if you would give me your bid on such a job at your early convenience. Inasmuch as we are training Navy V-12 and Army A-12 students at the University I believe we could provide the necessary priorities.

Very sincerely yours,

Director of Physical Education,
Varsity Basketball Coach.

FCA:AH

June 11, 1943.

Mr. H. M. Ashley,
Kansas City Mantel Co.,
1008 Oak Street,
Kansas City, Mo.

Dear Heinie:

I just called for you at your office, but failing to get you I talked to someone there and explained that it would not be necessary for you to come down Saturday morning, as anxious as I would be to see you. Bess and I have not had an opportunity to visit with you for quite some time.

We have Jane (Mrs. Elwood Mons) and her husband, who is an ensign flier, here visiting with us this week. Bobby is in from the University of Pennsylvania where he will soon start on his senior year in medicine. Eleanor, the baby - the towhead - graduated from Penn on June 2nd, and she is with us. So it would be a happy occasion to have you visiting with us, but I wanted to save the firm's money when I called.

I learn from other sources that the tile are in such bad condition that replacement of the broken ones would not guarantee the non-leakage in the pool. We have been losing about 5,000 gallons a day by seepage and that is why I wanted you down, but I am told on pretty competent authority that this old pool, which was built nearly 35 years ago, needs rebuilding. It is only 50 by 20 feet and needs 10 more feet in length to meet the minimum official requirements.

So some time when you would not have to make an extra trip I would like for you to figure on a scum gutter and taking out all the old tile, and increasing the length ten feet. That is all we can get in this small space. If you should want to come down some time to bid on it we would be delighted to see you.

With all good wishes to you, I am

Very sincerely yours,

Director of Physical Education,
Varsity Basketball Coach.

FCA:AH

PHONE VICTOR 2338

Kansas City Mantel Company

ESTABLISHED IN 1879

Tile, Mantels, Marble, Fire Place Furnishings, Etc.

KANSAS CITY, MO.
District 6

Office and Salesroom
1008 Oak Street

Dear Phog

I have been trying to find a time when I can come up to see the pool and I find that I can best come up next Saturday the I2th. We are so short handed here for help that I was unable to get away this week, so if you can please make it for next Saturday.

If the pool is full I will not be able to tell you very much about your trouble, so if possiable have the pool empty when I come up. If the pool is full I would not want you to empty it for my inspection as I feel that would be a waste of the cost of the water. It might be more convenient to wait untill you clean the pool then you would loose that water.

Let me hear from you as soon as possiable.

Best regards to you and Bess,

Sincerely.

H M Ashley

(Heinie to you)

Dear "Phog"

Just a note to let you know the cause of the delay. We were trying to get some information as to the proper tile to use on the deck around the pool. The tile mentioned in our letter is the proper tile to use. We have quoted you a 6" base as an alternate base I think this base will be more satisfactory then the 12" base and will cost you less.

Henry

PHONE VICTOR 2338

Kansas City Mantel Company

ESTABLISHED IN 1879

Tile, Mantels, Marble, Fire Place Furnishings, Etc.

KANSAS CITY, MO.

Office and Salesroom
1008 Oak Street

9/11/43

University Of Kansas,
Lawrence,Kans.

Attention Mr.F.C.Allen.

Dear Sir:

We will furnish you for the swimming pool, work as follows:

Floor of pool of 3/4"Sq.Straight Joint white vitreous with Black 3/4" Sq.Black Vitreous racing lines. Walls of 3/4" Sq.Straight Joint White Vitreous. Curb of 3/4" Sq.Straight Joint Carbo Non-slip tile with depth markers including "Shallow End" and "Deep End" markers. Gutter of 3/4" Sq.Straight Joint white vitreous with distance markers,Five Feet apart on two sides.

Floor in Pool Room of 2"X 2",2"X 1" and 1"X 1" random pattern fireflash. 12" made-up base of same random pattern with shoe at bottom and bullnose at top.

All of the above work furnished and set in place for the sum of FORTY SIX HUNDRED AND TWENTY DOLLARS, ($4.620.00)

Alternate: If 6" Sanitary Base to harmonize with floor, is used,instead of the 12" made up base,DEDUCT $125.00 from the above estimate.

Yours very truly,

Kansas City Mantel Co.

C R Howard

September 15, 1943.

Mr. Henry M. Ashley,
Kansas City Mantel Co.,
1008 Oak Street,
Kansas City, Mo.

Dear Heinie:

Thanks for your letter and note of explanation. We are working feverishly on this and I hope to have some word soon.

Sincerely yours,

FCA:AH

Director of Physical Education,
Varsity Basketball Coach.

September 10, 1943.

Mr. H. M. Ashley,
Kansas City Mantel Co.,
1008 Oak Street,
Kansas City, Mo.

Dear Heinie:

We've had no word from you regarding the remodeling of our swimming pool since your visit here. The Chancellor is getting a little anxious, and I wonder if you will not be able to give us some figures very soon.

Sincerely yours,

FCA:AH

Director of Physical Education,
Varsity Basketball Coach.

September 1, 1943.

Mr. H. M. Ashley,
Kansas City Mantel Co.,
1008 Oak Street,
Kansas City, Mo.

Dear Heinie:

Since talking with you in regard to remodeling our swimming pool, we would like for you to include in your bid the cost of tile for the floor area around the swimming pool, coving the corners and running the tile 12 inches up on the walls. The room dimensions are: 80'8" x 38', and the pool dimensions 60' x 20'.

Sincerely yours,

Director of Physical Education,
Varsity Basketball Coach.

FCA:AH

September 20, 1943.

Mr. Gustav F. Keller,
Kansas City Marble & Tile Co.,
3030 Wyoming Street,
Kansas City 8, Mo.

Dear Mr. Keller:

I acknowledge receipt of your letter of the 17th instant. The Chancellor left on an airplane tour of a week. It will be necessary for us to refer this to him, and as soon as he returns to the University we will do so.

You will hear from me again at the earliest possible moment.

Very sincerely yours,

FCA:AH

Director of Physical Education,
Varsity Basketball Coach.

KANSAS CITY MARBLE & TILE COMPANY

MANUFACTURERS OF AND DEALERS IN

Marble, Mosaic, Structural Glass, Terrazzo and Tile

TELEPHONE, VA LENTINE 6378

3030 WYOMING STREET

KANSAS CITY 8, MISSOURI

September 17, 1943

University of Kansas,
Lawrence,Kansas

Attention Mr.Forrest C.Allen

Gentlemen:

We are in receipt of a special discount from the tile facotry, good for thirty days only, which would reduce the cost of the swimming pool and floor and base around same about $400.00, and if you see fit to go ahead with this work and favor us with your order, we will be glad to come out and see you, bring our plant up to date as you want it and give you a definite price on same.

Yours very truly,

KANSAS CITY MARBLE AND TILE COMPANY

By Gustave F Kellogg

GFK:MVL