Jessup - East Organ loft.

Date Feb 10 '42

Kansas vs. Creighton Team Creighton

FIRST HALF

1. Recovery of ball off own backboard 55 48 53 35 38 36
2. Recovers ball off opponents backboard 48 45 45 38 45 38 45
3. Fouling opponent with ball 48 38 48 38 48 45 35 55 46
4. Fouling opponent without ball 53
5. Violation 53 38 53 53 35 55 55 38 38 53 55
6. Offensive personal fouls
7. Blocking opponents shot
8. Intercepting opponent's dribble
9. Intercepting opponent's pass 53 45 48
10. Recovers Jump ball 48 55 46
11. Wild pass to opponent 53 53
12. Wild pass out of bounds

SECOND HALF

1. Recovery of ball off own backboard 48 45
2. Recovers ball off opponents backboard 53 55 55 53 48 38 48 45 38
3. Fouling opponent with ball 38 55 54 36
4. Fouling opponent without ball
5. Violation 48 38 55 45 53 53 55 38
6. Offensive personal fouls
7. Blocking opponents shot
8. Intercepting opponent's dribble
9. Intercepting opponent's pass 35 53 35
10. Recovers Jump ball 45 45
11. Wild pass to opponent 45 45 53 53
12. Wild pass out of bounds 45

Woodburg-Patty. East Oregon left.

GAME Creighton DATE 2/10/42

Creighton — First Half

45-53 / 45-53-45-55-38 / 38-45-38-45-55 55 /

55-45-53 / 45-55-45-55-45-55 / 55-45-55 38

45-53-45-38-55-48 / 55 45 38 / 48 / 55-

35-53-45-53 / 55-45-55-45-53 / 55-45-55-45

55-45-38 / 38-45-55 / 45-53-45 / 35-55-45 /

55-45-55-45-55-53-45-48 / 53 45-35-45 53

35-55-45-53-45-53 35-55 55 / 55-45-55 35 /

45-53-35 / 45-55-35 45-53-45-55-45-53 53 /

55-45-55-45-35-45 55-53-45 48 / 48-53-45 /

48-45-38-45-53 / 45-38 / 53-38-53-38 /

48 45 53 45 53 / 55-45-55-45-38-55 35 45 /

55-35-53-53-45-35 / 38-55-53 55-38 / 55-45

55-45- / 35 / 55 45 38-53 45-53-55 / 45-55 /

55 45 38 53 45 / 55-45-55-45-55 38-45-53 55-45-38-46 /

45 / 45-55-45-55-53 / 55-45-55-45-55-45-55-45-53 /

45-46-38-53 55 / 55-45-55 / 55-45-53-55 / 38 45 38

45 45 46 38 55 45 55 / 45-55 38 /


8
1
Flag.

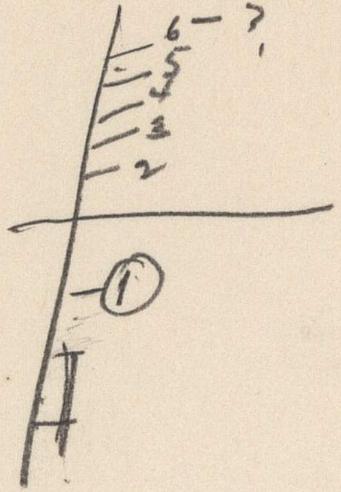
6 — 7
5
4
3
2
1


9

GAME Creighton DATE 2/10/42

Creighton — Second Half

45 / 55 - 45 - 53 - 55 / 48 / 53 - 48 - 53 - 48 - 53 - 45 / 55 - 45 - 55 - 45 - 48 -

45 - 55 - 53 - 55 - 45 / 55 - 38 - 45 - 55 / 55 - 53 · 45 - 53 - 55 / 45 - 53 - 45 / 55 - 45 -

38 - 45 - 55 / 53 - 45 - 38 - 45 / 35 - 55 - 45 - 55 - 35 - 45 - 53 / 55 - 45 - 35 - 55 - 45 - 53 /

55 - 45 - 35 / 55 / 55 - 45 - 53 - 55 - 35 - 45 / 55 - 35 - 45 - 55 - 53 - 45 · 48 /

45 - 35 / 48 - 53 - 45 - 53 / 48 - 38 - 45 - 53 · 45 53 / 55 - 45 · 55 - 45 - 48 /

55 - 45 - 55 - 53 - 45 / 55 - 45 - 48 / 55 - 45 - 38 - 55 / 48 - 38 - 45 - 53 / 55 - 45 - 55 -

53 - 45 - 55 · 45 - 53 - 45 - 48 / 55 - 45 - 55 - 45 - 53 - 45 - 55 - 38 - 48 - 45 /

38 - 45 · 53 - 45 - 38 - 55 - 45 - 53 / 45 - / 35 - 45 - 53 / 55 - 53 - 48 - 53 - 48 - 45 - 55

35 - 55 - 45 - 55 · / 48 - 55 - 48 - 45 / 35 - 45 - 53 - 45 / 55 - 35 - 38 -

55 - 45 - 38 - 45 / 45 - 38 - 45 · 55 - 35 - 55 - 45 - 38 / 54 - 35 - 45 - 54 - 45 - 35 -

54 / 53 - 35 - 45 - 35 - 54 / 54 - 38 - 54 / 54 - 45 - 54 / 54 - 35 - 45 /

53 - 35 - 45 - 35 / 45 - 35 - 53 / 56 - 54 - 56 56 - 54 35 - 53 - 56 /

Gillespie EAST Organ loft

SHOT CHART Date Feb 10, 1942

Kansas vs Creighton Team Creighton

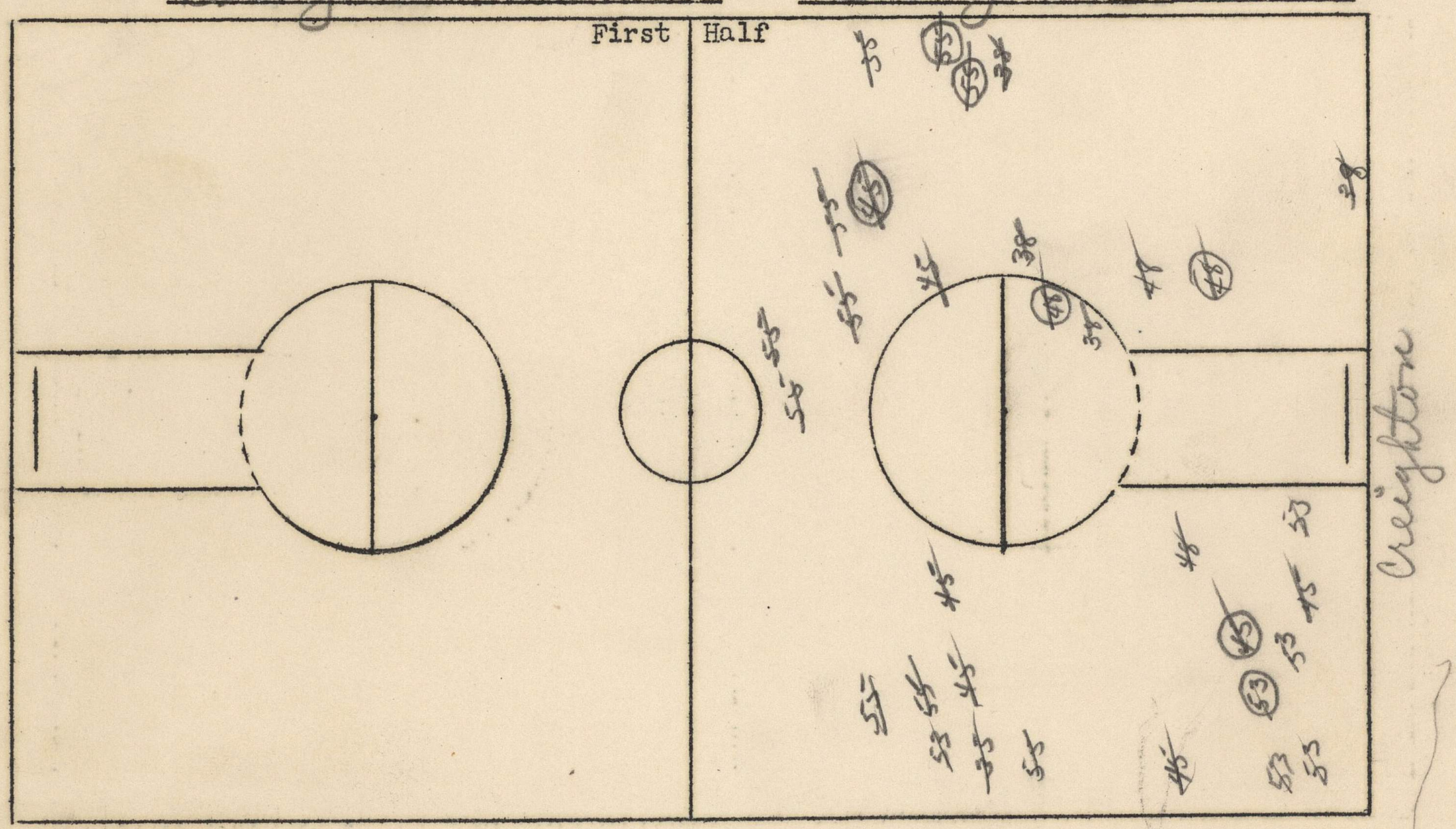

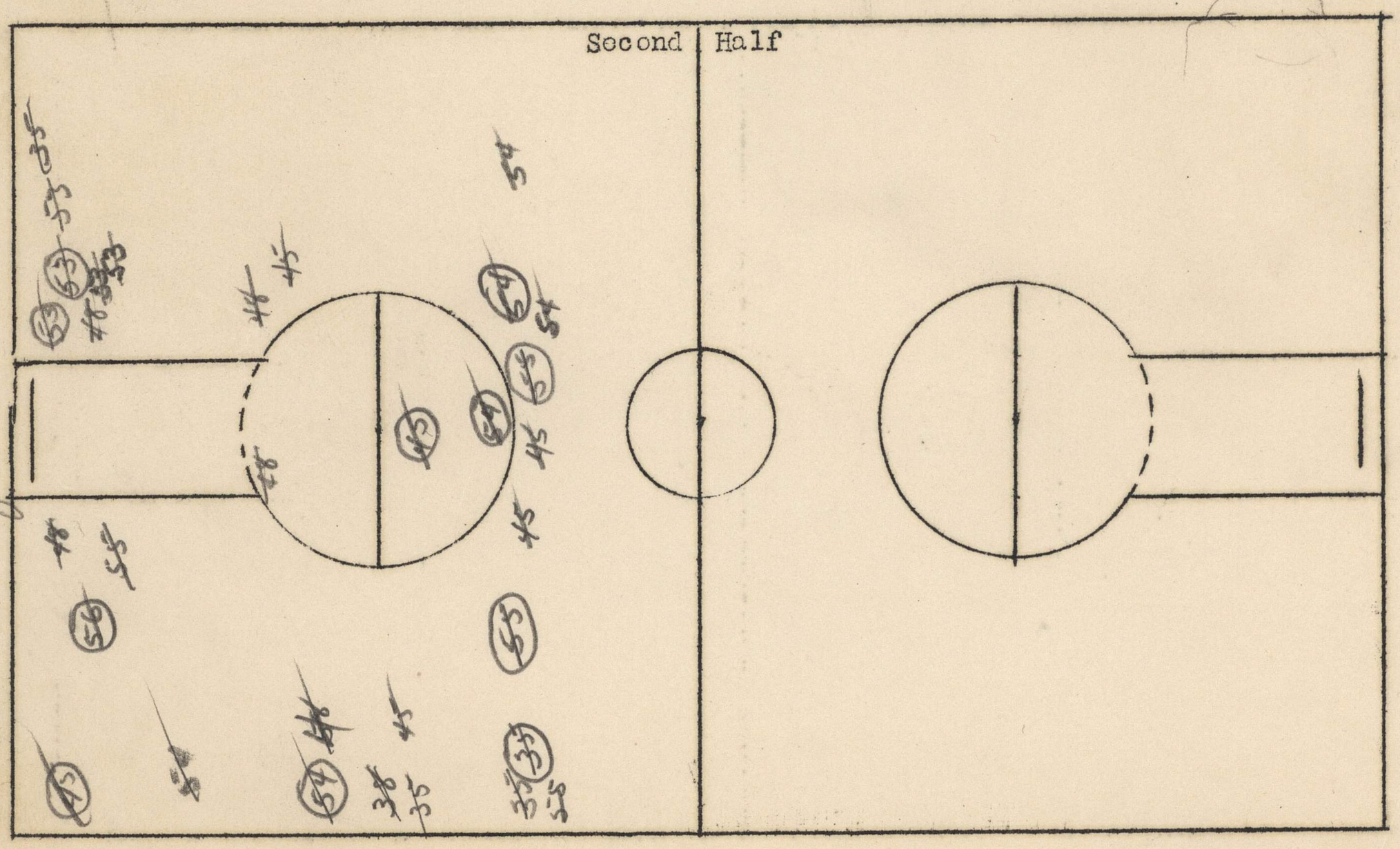

Rough East Organ loft

Date Feb 10 '42

Kansas vs. Creighton Team Kansas

FIRST HALF

1. Recovery of ball off own backboard 2- 13-20-10-10-3-3-13-10-10-15-10-20-5-
2. Recovers ball off opponents backboard 20-20-20-3-10-10-13-13
3. Fouling opponent with ball 10-10-15-15-10-13-5
4. Fouling opponent without ball 13-
5. Violation 15-10-3
6. Offensive personal fouls
7. Blocking opponents shot 3-10-
8. Intercepting opponent's dribble 3-13
9. Intercepting opponent's pass 10-15-10-5
10. Recovers Jump ball 3-13-13
11. Wild pass to opponent 10-3
12. Wild pass out of bounds 13-

SECOND HALF

1. Recovery of ball off own backboard 10-5-5-
2. Recovers ball off opponents backboard 10-15-15-20-13-20-15-15-20-21-15-15-21-3-
3. Fouling opponent with ball 5-5-15-20-5
4. Fouling opponent without ball 10-
5. Violation 15-13-15-20-3-20-
6. Offensive personal fouls
7. Blocking opponents shot 3-
8. Intercepting opponent's dribble 15-
9. Intercepting opponent's pass 13-10-15-5-3-15-5-
10. Recovers Jump ball 3-
11. Wild pass to opponent 5-13-13-5-20-13-3
12. Wild pass out of bounds 3-

Everley - Press Table

SHOT CHART Date Feb 10, 1942

Kansas vs Creighton Team Kansas.

First Half

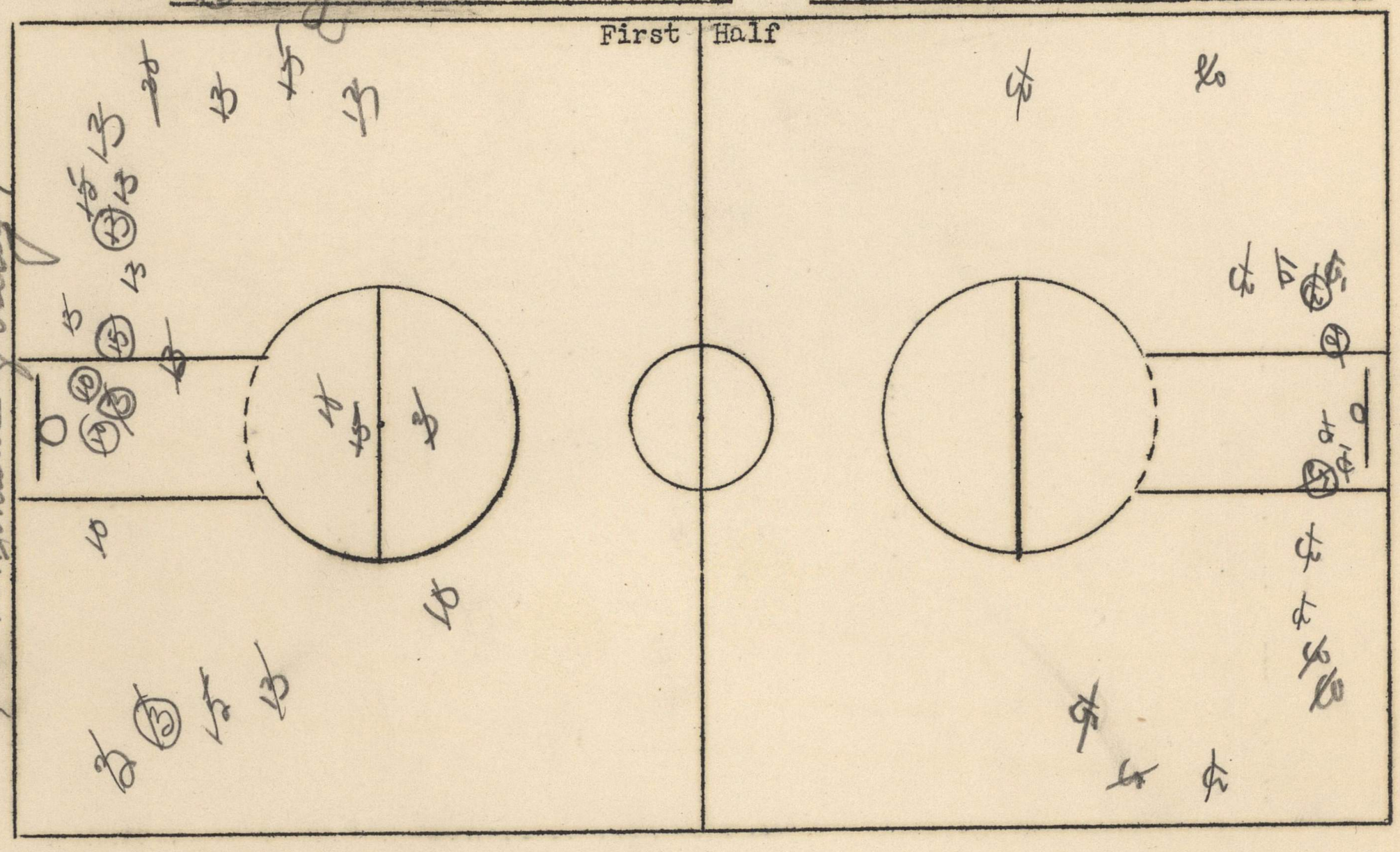

Second Half

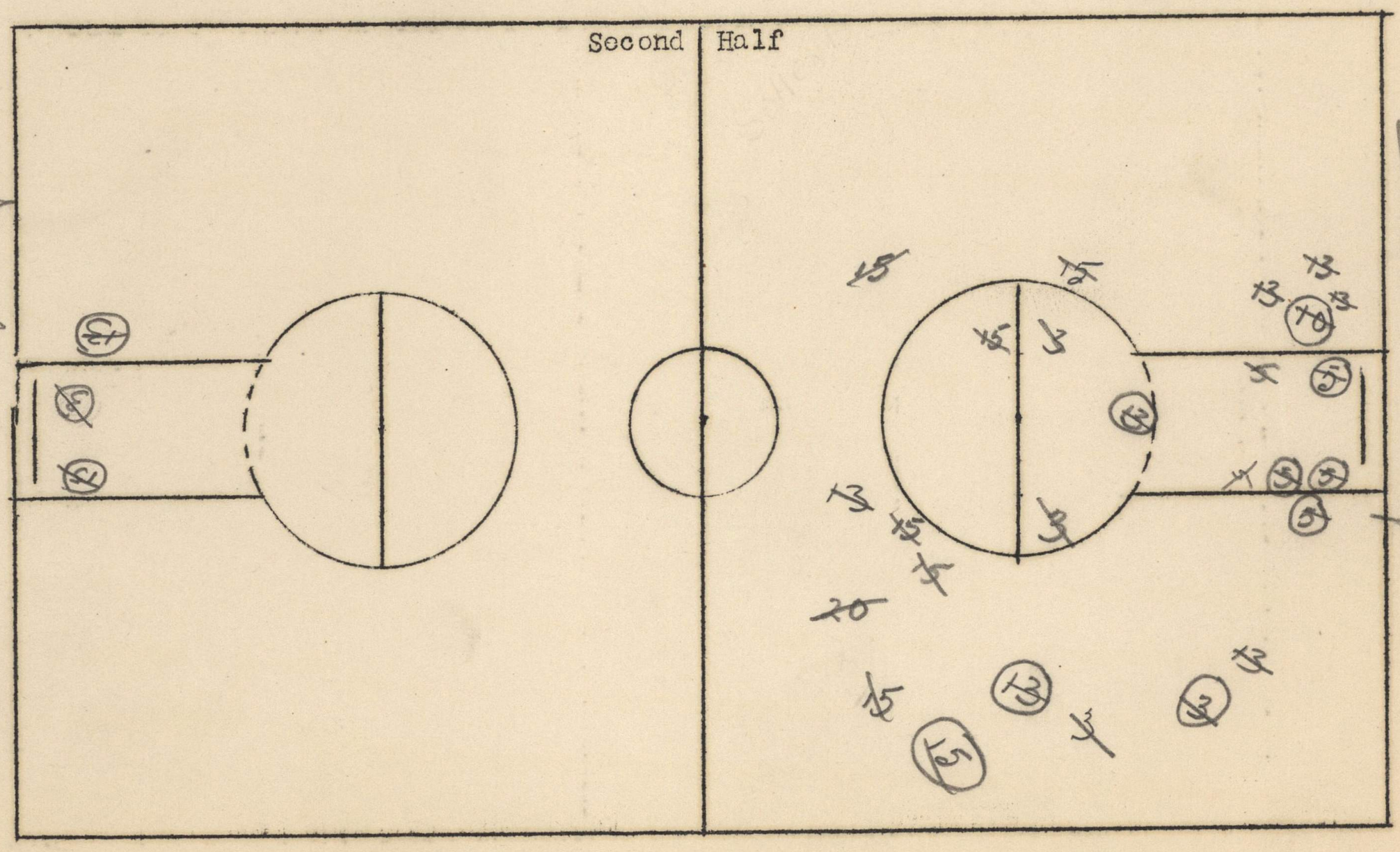

53-49

Passes	Catches
2	
311	1
5	
101	1
12	
131	1
15 1111	1111
20 111	111
21	

Catches

TEAM Kansas

PLAYER	NUMBER.	FIELD GOALS Attempted.	FIELD GOALS Made.	FIELD GOALS Per cent.	FREE THROWS Attempted.	FREE THROWS Made.	FREE THROWS Per cent.	MINUTES PLAYED....	NET EVALUATION POINTS. Offensive	NET EVALUATION POINTS. Defensive	NET EVALUATION POINTS. Offensive and Defensive	EVALUATION POINTS PER MINUTE.	PLAYING EFFICIENCY.	BALL HANDLING ERRORS.
Miller	13	23	5	.22	4	4	1.00	39						
Hall	12	0	0	.00				1.0						
Black	10	10	4	.40	4	3	.75	16.5						
Hunter	5	8	5	.62	2	0	.00	21.5						
Buescher	8	12	4	.33	3	3	1.00	37.5						
Johnson	2	0	0	.00	1	0		2.5						
Sollenberger	20	2	0	00	1	0	00	38						
Evans	15	15	3	.20	4	1	.25	40						
Ettinger	21							4						
		70	21	.30	18	11	.61	*						
TOTALS.														

TEAM Creighton PLAYER	NUMBER.	FIELD GOALS Attempted.	FIELD GOALS Made.	FIELD GOALS Per cent.	FREE THROWS Attempted.	FREE THROWS Made.	FREE THROWS Per cent.	MINUTES PLAYED....	NET EVALUATION POINTS. Offensive	NET EVALUATION POINTS. Defensive	NET EVALUATION POINTS. Offensive and Defensive	EVALUATION POINTS PER MINUTE.	PLAYING EFFICIENCY.	BALL HANDLING ERRORS.
Langer	53	11	3	.27	1	1	1.00	40						
Loesel	38	5	0	.00	3	2	.66	28						
Shearn	35	6	1	.17	1	1	1.00	17.5						
Bessier	48	9	2	.22	9	5		28						
Haldeman	55	13	4	.31	5	4	.80	36.5						
Nolan	45	13	4	.31	1	0	.00	40						
Hebenstreit	54	6	3	.50				3.5						
Burdick	46	0	0	.00				5.						
Mathiesen	56	1	1	1.00				1.5						
		64	18	.28	20	13	.65							
TOTALS.														

36
89
49

Boots - Barringer - West loft.

GAME Creighton DATE 2/10/42

Kansas — 3-13-15-20-15-20-15-3-10-15-20/ 3
13/20-3-15-3-10/3-15-20-3-10-3-20-15-13-20
13-15/15-20-3-15-3-13-20-15/20-15-3-/3-15-
3-10-3/10/15-13/15-3-20-3-13-3-15-13-20
13-10-20-10/15-3-20-3-10-13-15/13-20-3
15-3-10/20-13/15-3-/3-15-3-13-3-20-15-10/
20-10-13-3/20/15-3-20-3-13 10 3/
15-3-20-3-15-3-/20-3-15-3-13-3-15-20-13/
3-15-20-13-15/10/15-3-20-3-15-3-20-13 15-
3-15-3-13/10-13/3/15-3-20-3-15-10-13/3-13/
13-15-13/13-10-15/20-15-3-20-13-3 10/
15-20-3-20-13-3 10/20-3-15-3-20-3-15-3-20-3
15-13-15-3-20-15-3-20-15-3-13/10/15-3-20-
3-/15-3-20-3-13-20/10/10-3/20-3-20-3-20-10-3-15-
10-3/15/10/10-3-13-3-20-15-10/13/10/
20-15-3-15-3-20-15-20-3-5-3/15-3-20-3
13-20-3-13-3-15-3-15-20-3-15-20-13-5/
15-3-20-15-20-5-13/15/20-3-15-13/20-3-15-3
5-15-20/20-15-2-15-2-15-2-15-20-13-20
13 5/2-5-13/5-13/15-13-2-13/2-13-2-13-20
15-20-2-20-2-15-2-20-13/

Half 43 shots 10 goals

10-13-15-13/15-3-5-3-13-15-13-3/3 13 5-15/
13-3-13-10/10-5-13 15-20-3-20-3-13-20
5-15-20-13/15-13/15-3-5-20-3-15-3
-13-15/3-12-20-3-20-15/15-5/5/
5-20-5/15-3-20-3-20-15-3-13-
5/15-3-20-3-13-20-15-3-20-3-20
3-13-3/15-20-13/15-20-3-15-13-3
13-15-13-5/5-15 3-15-3-20-13/13
3-20-3-15-5-3-20-3-15-13-3-20-5-
13/15-3-15-13-5-3/3-13-5/15-20-3
15 3-5-3-20-5-3-15-3-20-5-3-5
13-20/20-15-20-15-3-5-13/3-5-13/
13-20-3-15-3-13-3 15-5/

GAME Kansas Creighton DATE

13-15-5-15-13X/ 20-15-3-20-3-13/
20-15-13-15X/ 15-20-/3-15-3-20-3-13/
15-20-13-5-13-15/ 20-15/15-3-20-3-15
3-5-3-15-20-3-15-5/ 5/ 20-15-3
20-3-13-20-5-15-20-3 3/15-5/
3-5/5/5-20/ 3-20-3-13-3-15X/
5-3/[redacted]/20-3-15-13X/ 21-3-13/
3-20-15-3-13/ 15-3-15-20—13/15-
20-3/15-3-15-3-13/21-15--20-13-3X
15/3-15-13/21-20-13/15-20/31
3-15

BASKETBALL SCORE CARD

TEAM ..... TIME OUTS .....

Player	No.	Pos.	First Half Goals	First Half Fouls	Second Half Goals	Second Half Fouls	
Miller	13		⊕XX	PP	X⊕XX⊕⊕		14
Hart	12						0
Stock	10		XX⊕O⊕X⊕	~~PPPP~~	X		11 pts
Hunter	5		XO	~~PPPP~~	XXXXO		10
Buescher	3		X⊕X⊕⊕		XX		11
Johnson	2						
Evans	15		X⊕OO	PPP	XOX		7
Soelley	20			P	O		

Opponent ..... Opponent's Score .....

Running	1	2	3	4	5	6	7	8	9	10	11	12	13	14	15	16	17	18	19	20	21	22	23	24	25
	26	27	28	29	30	31	32	33	34	35	36	37	38	39	40	41	42	43	44	45	46	47			
	48	49	50	51	52	53	54	55	56	57	58	59	60	61	62	63	64	65	66	67	68	69			
Score	1	2	3	4	5	6	7	8	9	10	11	12	13	14	15	16	17	18	19	20	21	22	23	24	25
	26	27	28	29	30	31	32	33	34	35	36	37	38	39	40	41	42	43	44	45	46	47			
	48	49	50	51	52	53	54	55	56	57	58	59	60	61	62	63	64	65	66	67	68	69			

Team ..... Time Outs .....

Fanger	53		X	PP	XX⊕		7
Brittick	44			P			
Loisel	34			~~PPPP~~	⊕⊕O		2
Shearn	35		⊕		X		3
Busse	48		O⊕OXO⊕X	~~PPPP~~	⊕⊕⊕O		9
	56				X		2
Heidemann	53		⊕⊕X⊕X	~~PPPP~~	XX⊕O		12
Hebenstreit	54			P	XXX		6
Nolan	45		XOX	PP	XX		8

Opponent ..... Opponent's Score .....

Referee .....

Goals + Free Throws Made ⊕ Free Throws Missed O Personal Fouls P_1 P_2 Technical Fouls T.

19-774 Allen Publishing Trades Union Label Council Topeka 8-41—1M

Phil Beatty
Union Court
Hotel

Ron Roberts
Box 72 Ft Collins Col.

Dr Larry Filburn