

FAULTLESS CASTERS FOR INDUSTRY

BALL BEARING SWIVEL

Made of extra heavy gauge steel. All parts deeply corrugated for extra strength. Heavy steel axle anchored to horn. Large diameter ball bearing raceway with best grade hardened ball bearings. Special king pin construction. Large diameter axle permits smooth, easy rolling of wheel. An ideal caster for use in mills, factories, warehouses, etc.

SEMI-STEEL WHEEL

Style No.	Dia. of Wheel	Overall Height	Size of Plate	Weight Per Caster	Lbs. Cap. Per Set	Price Each
108-2	2"	2 ⁹ / ₁₆ "	1 ⁷ / ₈ " x 2 ⁹ / ₁₆ "	3/4 Lbs.	500	\$0.25
108-2 1/2	2 1/2"	3 1/4"	2 3/4" x 3 3/4"	1 1/4 Lbs.	700	.46
108-3	3"	3 15/16"	3 1/8" x 4 1/8"	2 Lbs.	800	.58
108-4	4"	5"	4" x 5"	3 3/4 Lbs.	1200	1.10
108-5	5"	6 1/2"	5 1/16" x 5 7/8"	7 1/4 Lbs.	1600	2.30
108-6	6"	7 9/16"	5 15/16" x 6 9/16"	11 3/4 Lbs.	2000	3.10

SWIVEL—WITH THREAD GUARD

Faultless pressed steel truck casters can be furnished with thread guards. This is a very desirable feature for use in textile mills, shoe factories, and other similar installations.

SEMI-STEEL WHEEL WITH THREAD GUARD

Style No.	Dia. of Wheel	Overall Height	Size of Plate	Weight Per Caster	Lbs. Cap. Per Set	Price Each
108-2 TG	2"	2 ⁹ / ₁₆ "	1 ⁷ / ₈ " x 2 ⁹ / ₁₆ "	3/4 Lbs.	500	\$0.30
108-2 1/2 TG	2 1/2"	3 1/4"	2 3/4" x 3 3/4"	1 1/2 Lbs.	700	.56
108-3 TG	3"	3 15/16"	3 1/8" x 4 1/8"	2 1/4 Lbs.	800	.68
108-4 TG	4"	5"	4" x 5"	4 1/4 Lbs.	1200	1.25
108-5 TG	5"	6 1/2"	5 1/16" x 5 7/8"	8 1/2 Lbs.	1600	2.45

SWIVEL—WITH RUBEREX WHEEL

Ruberex cushion tread composition wheels are supplied where floor protection is required. The wheels are furnished with solid brass bearing bushings. The wheel is solid composition from bushing to tread. The cushion tread absorbs shock and protects floors. The caster is furnished as standard with lubricating axle bolt, permitting the lubricant to be forced into wheel bearing.

RUBEREX WHEEL

Style No.	Dia. of Wheel	Overall Height	Size of Plate	Weight Per Caster	Lbs. Cap. Per Set	Price Each
121-2	2"	2 ⁹ / ₁₆ "	1 ⁷ / ₈ " x 2 ⁹ / ₁₆ "	3/4 Lbs.	250	\$0.46
121-2 1/2	2 1/2"	3 1/4"	2 3/4" x 3 3/4"	1 1/2 Lbs.	300	.88
121-3	3"	3 15/16"	3 1/8" x 4 1/8"	2 1/4 Lbs.	400	1.16
121-4	4"	5"	4" x 5"	3 3/4 Lbs.	600	2.00
121-5	5"	6 1/2"	5 1/16" x 5 7/8"	7 1/4 Lbs.	800	3.70
121-6	6"	7 9/16"	5 15/16" x 6 9/16"	11 3/4 Lbs.	1100	4.60

RIGID TRUCK CASTERS

Extra heavy gauge steel deeply corrugated to resist strain. Light in weight, very strong and durable. Heavy axle securely anchored to the horn. Axle is of large diameter, which permits smooth, easy rolling of the wheel.

SEMI-STEEL WHEEL

Style No.	Dia. of Wheel	Overall Height	Size of Plate	Weight Per Caster	Lbs. Cap. Per Set	Price Each
508-2 1/2	2 1/2"	3 1/4"	2 1/4" x 4 1/2"	1 Lb.	850	\$0.35
508-3A	3 1/2"	3 33/64"	2 1/4" x 4 7/16"	1 1/2 Lbs.	1000	.46
508-3	3 1/8"	3 15/16"	2 1/2" x 5"	1 3/4 Lbs.	1000	.48
508-4A	4"	4 7/16"	2 1/2" x 4 15/16"	2 1/4 Lbs.	1500	.64
508-4	4"	5"	3 1/8" x 6 1/4"	2 3/4 Lbs.	1500	.72
508-5A	5"	5 19/32"	3 1/8" x 6 1/4"	4 Lbs.	2000	1.15
508-5	5"	6 1/2"	3 1/2" x 7 1/4"	4 1/2 Lbs.	2000	1.25
508-6	6"	7 9/16"	4 1/4" x 8 7/8"	10 1/2 Lbs.	3000	2.25

RIGID—WITH THREAD GUARD

The thread guard keeps foreign matter from binding in the hub of the wheel and permits the caster to render continuous service. The thread guard is stationary in the caster so that only the tread of the wheel appears to be moving. This is a companion line to the 100 series with thread guard.

SEMI-STEEL WHEEL WITH THREAD GUARD

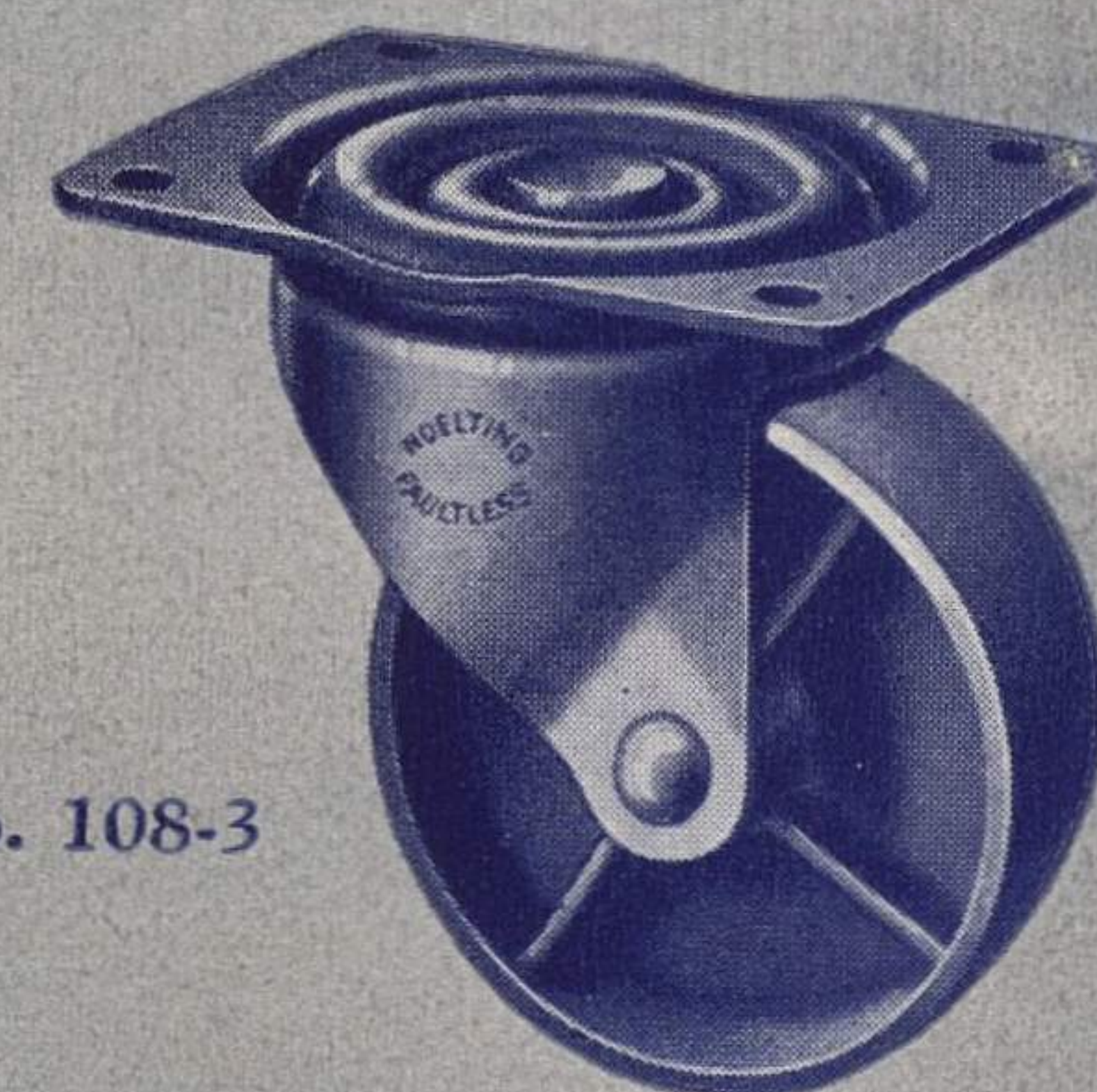
Style No.	Dia. of Wheel	Overall Height	Size of Plate	Weight Per Caster	Lbs. Cap. Per Set	Price Each
508-2 1/2 TG	2 1/2"	3 1/4"	2 1/4" x 4 1/2"	1 Lb.	850	\$0.45
508-3 TG	3"	3 15/16"	2 1/2" x 5"	1 3/4 Lbs.	1000	.58
508-4A TG	4"	4 7/16"	2 1/2" x 4 15/16"	3 Lbs.	1500	.78
508-4 TG	4"	5"	3 1/8" x 6 1/4"	3 1/2 Lbs.	1500	.86
508-5A TG	5"	5 19/32"	3 1/8" x 6 1/4"	5 Lbs.	2000	1.30
508-5 TG	5"	6 1/2"	3 1/2" x 7 1/4"	6 Lbs.	2000	1.40

RIGID—WITH RUBEREX WHEEL

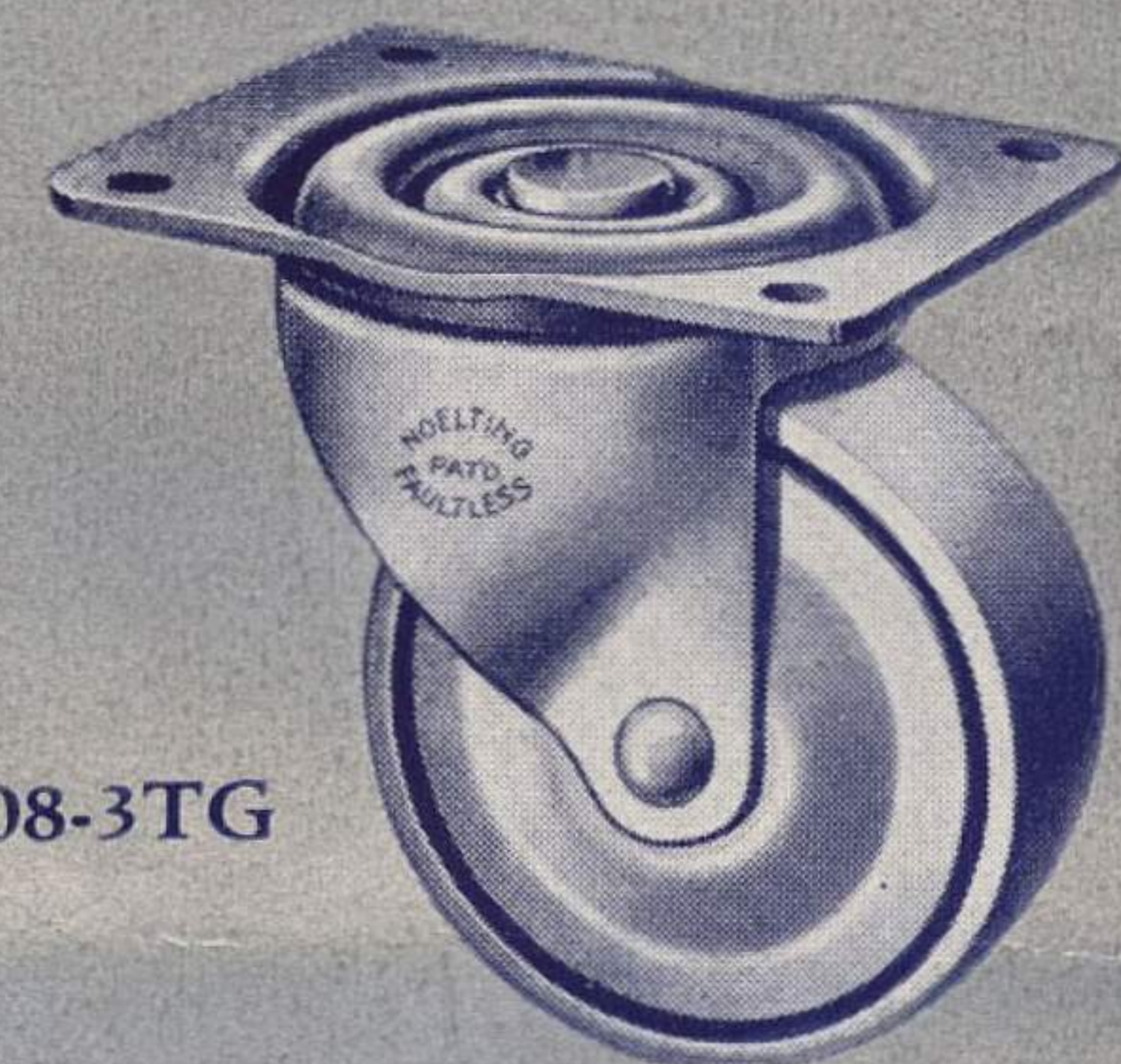
A quiet operating caster for floor protection. When using a cushion tread wheel, a larger diameter wheel should be used than when the semi-steel wheel is used, in order to permit easy rolling. Casters with Ruberex wheels furnished with lubricating axle bolts.

RUBEREX WHEELS

Style No.	Dia. of Wheel	Overall Height	Size of Plate	Weight Per Caster	Lbs. Cap. Per Set	Price Each
521-2 1/2	2 1/2"	3 1/4"	2 1/4" x 4 1/2"	1 Lb.	300	\$0.74
521-3A	3"	3 1/2"	2 1/4" x 4 7/16"	1 Lb.	400	.94
521-3	3 1/8"	3 15/16"	2 1/2" x 5"	1 3/4 Lbs.	400	.96
521-4A	4"	4 7/16"	2 1/2" x 4 15/16"	1 1/2 Lbs.	700	1.35
521-4	4"	5"	3 1/8" x 6 1/4"	2 1/4 Lbs.	700	1.60
521-5A	5"	5 19/32"	3 1/8" x 6 1/4"	2 3/4 Lbs.	800	2.16
521-5	5"	6 1/2"	3 1/2" x 7 1/4"	4 1/2 Lbs.	800	2.40
521-6	6"	7 9/16"	4 1/4" x 8 7/8"	10 1/2 Lbs.	1100	3.50




No. 108-3



No. 108-3TG



No. 121-3



No. 508-3



No. 508-3TG



No. 521-3