DENVER

Miller	22½
Turner	6
Ballard	10½
Hall	14½
Black	27
Buescher	28½
Kissell	4
Hunter	15
Evans	28
Walker	11½
Sollenberger	24
Ettinger	8½

Kansas (36)	G	FT	MFT	F	TP
R. Miller, f	1	2	1	3	4
Turner, f	1	0	0	0	2
Hall, f	1	0	2	0	2
Black, f	6	0	1	2	12
Ballard, f	3	0	0	0	6
Buescher, c	2	0	0	4	4
Kissell, c	0	2	1	0	2
Hunter (c) g	0	0	2	2	0
Evans, g	2	0	1	1	4
Walker, g	0	0	0	0	0
Sollenberger, g	0	0	1	2	0
Ettinger, g	0	0	0	0	0
Totals	16	4	9	14	36

Denver (35)	G	FT	MFT	F	TP
Barger, f	3	3	2	1	9
Garland, f	0	0	0	0	0
Jacobs, f	6	1	2	1	13
Campbell, f	1	0	0	0	2
Murray, c	0	0	0	1	0
Hays, c	1	0	1	0	2
Wilson, g	1	0	1	2	2
Otto, g	1	0	0	2	2
Alterman, g	1	2	1	4	4
Browning, g	0	1	0	2	1

TEAM Kansas

PLAYER	NUMBER.	FIELD GOALS Attempted.	FIELD GOALS Made.	FIELD GOALS Per cent.	FREE THROWS Attempted.	FREE THROWS Made.	FREE THROWS Per cent.	MINUTES PLAYED....	NET EVALUATION POINTS.. Offensive	NET EVALUATION POINTS.. Defensive	NET EVALUATION POINTS.. Offensive and Defensive	EVALUATION POINTS PER MINUTE.	PLAYING EFFICIENCY.	BALL HANDLING ERRORS.
Buescher	3	10	2	20	0	0	.00							
Russell	4	0	0	00	3	2	.66							
Hunter	5	2	0	00	2	0	.00							
Ballard	7	5	3	.60	0	0	.00							
Walker	8	1	0	00	0	0	.00							
Turner	9	3	1	.33	0	0	.00							
Black	10	15	6	40	1	0	.00							
Hall	12	6	1	17	2	0	.00							
R. Miller	13	14	1	.07	3	2	.66							
Evans	15	12	2	.17	1	0	.00							
Sollenberger	20	2	0	.00	1	0	.00							
Ettinger	21	2	0	00	0	0	.00							
		72	16	21%	13	4	.30							
TOTALS.														

TEAM Denver

PLAYER	NUMBER.	FIELD GOALS Attempted.	FIELD GOALS Made.	FIELD GOALS Per cent.	FREE THROWS Attempted.	FREE THROWS Made.	FREE THROWS Per cent.	MINUTES PLAYED....	NET EVALUATION POINTS. Offensive	NET EVALUATION POINTS. Defensive	NET EVALUATION POINTS. Offensive and Defensive	EVALUATION POINTS PER MINUTE.	PLAYING EFFICIENCY.	BALL HANDLING ERRORS.
Hays	3	5	2	40	1	0	.00							
Wilson	5	6	1	17	1	0	00							
Browining	6	0	0	00	1	1	1.00							
~~Hogan~~	~~10~~	~~0~~	~~0~~	~~00~~										
Alterman	12	6	1	17	3	2	.66							
Jacobs	13	16	6	44	3	1	.33							
Otto	14	1	1	100	0	0	.00							
Murray	15	3	0	00										
Campbell	16	2	0	00										
Barger	19	10	3	30	5	3	60							
		50	14	28	14	7	50							
TOTALS.														

Everley

Press Table

SHOT CHART Date Dec 17 '41

Kansas vs ~~Denver~~ U Team Kansas

First Half

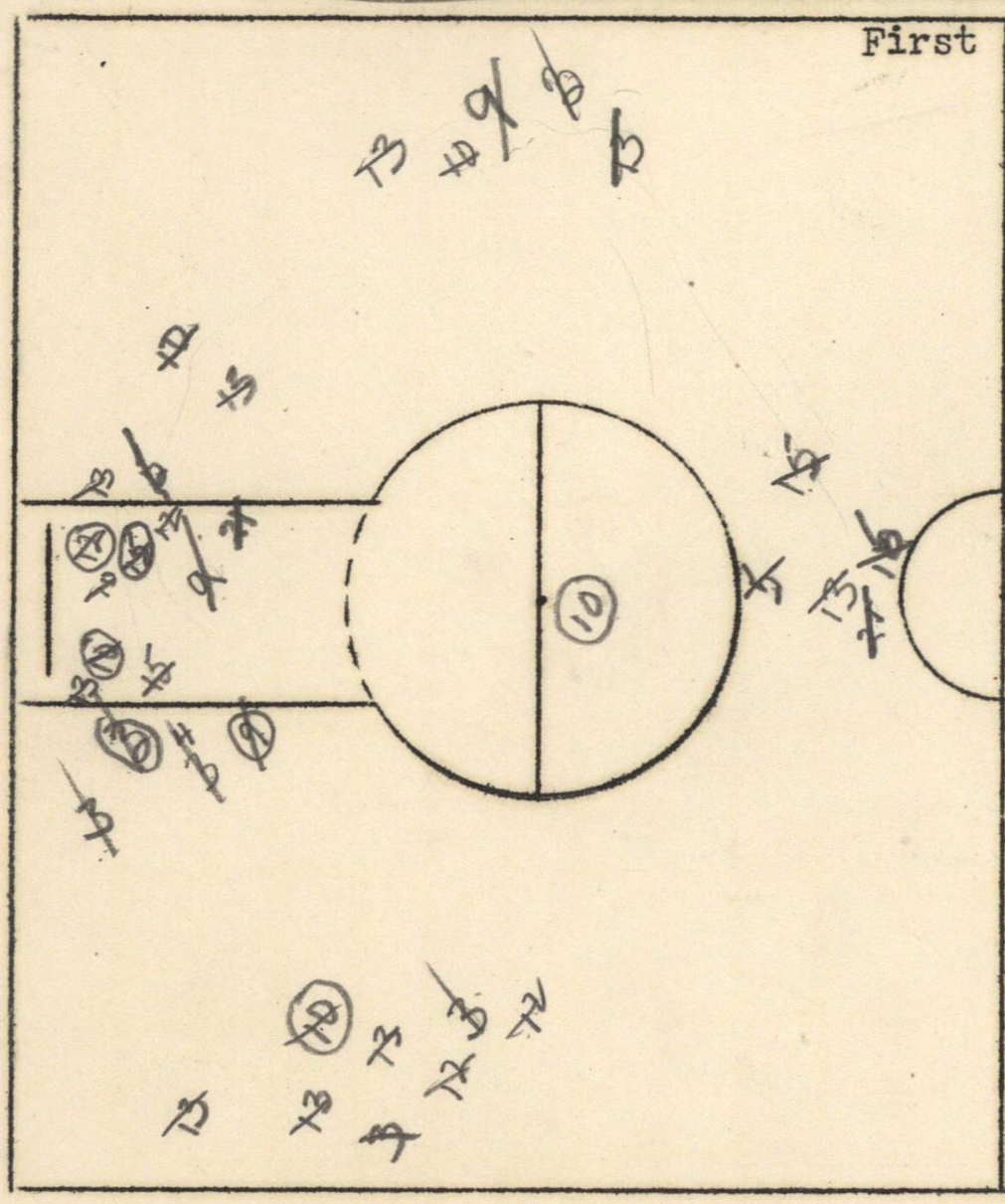

First Half - took 36 shots
made 6
% shots made 16+

took	made
#3	
4	
5	
9	
10	
12	
13	
15	
20	
21	

36/6.00 16
36
240
216
24

Second Half

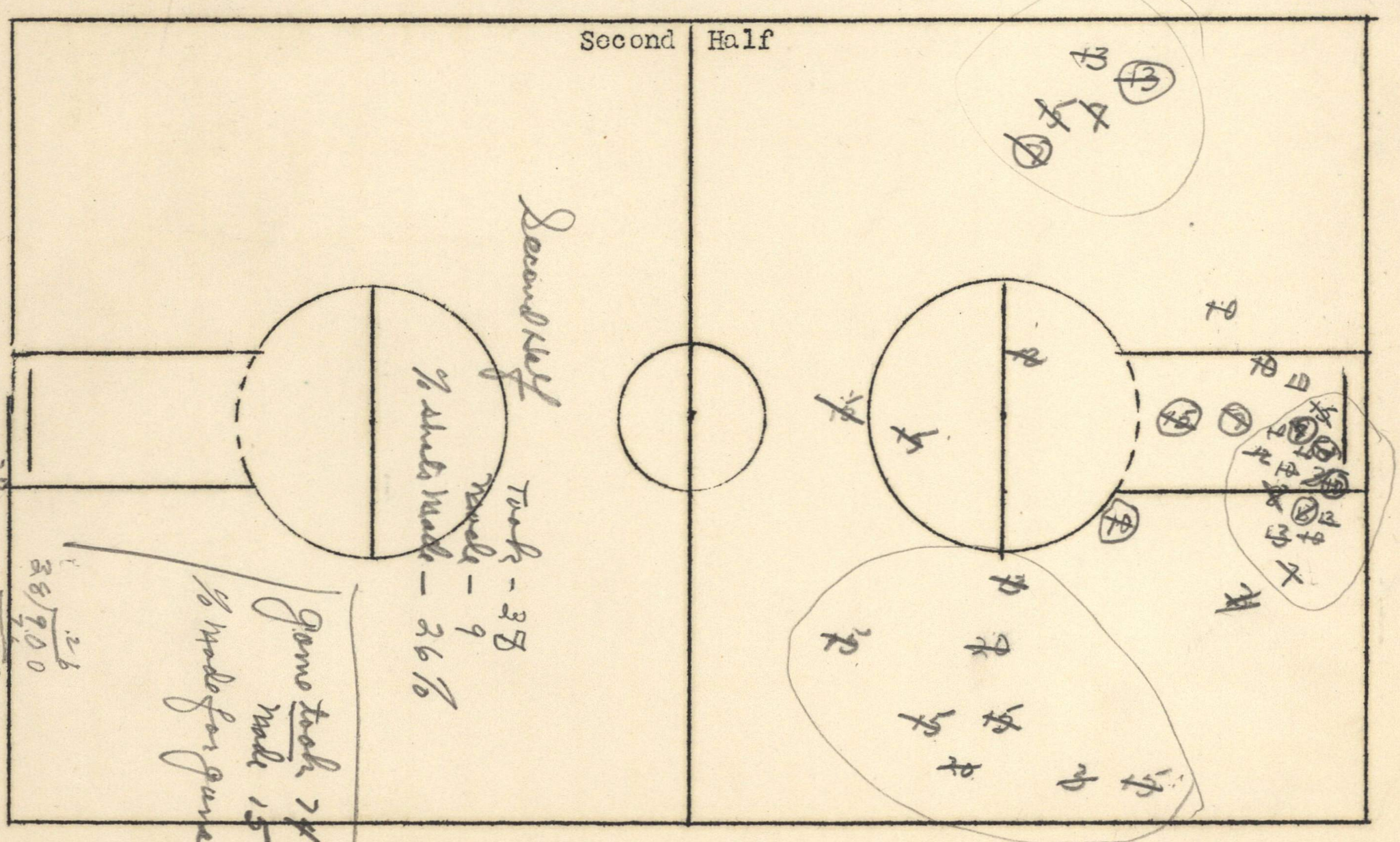

Second Half
Took - 38
made - 9
% shots made - 26 %

Game took 74
made 15
% made for game 20+

74/15.00
20

38/9.00
24
228

38/5.00
20

74/20.00
28

Schlueter

P.A. Bright left.

SHOT CHART Date Dec 17 '41

Kansas vs Denver U Team Denver

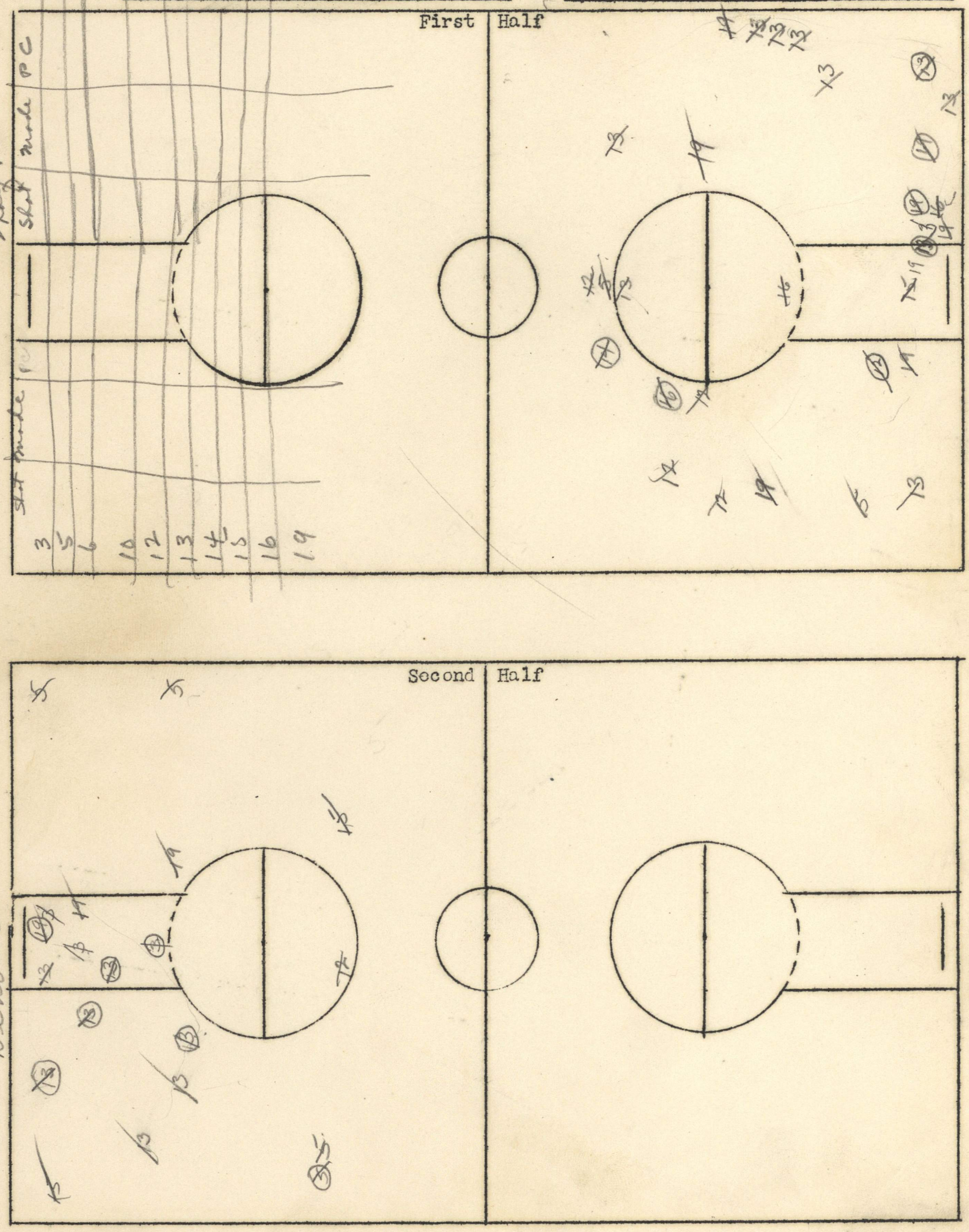

GAME Kans. + Denver DATE 12/17/41

Denver — 2nd Half

19-13-19-13-19-13-19-12-5-12-5-13-12-19-5-19-13/12-5-

12-13-/12-19-3/19-12-13-12/12-19-5-12-19-3-5-13-3/12-13/

12-13-5-13/12-13-3-19-12/12-13-12-19-12-3-3-13-5-3/19-3-12/

19-5-19-5-12-13-5/5-12-19-13-19-13-19-12-13-5-13-19/12-13/

12-5-12-19-12-19-12-19-15/19-5-12/12-19/13-5-19-5/12-13-5-

13-5/13-19-13/5-12-19-12-19-15-19-15-19-15-12-19-15-19-13/

13-15-13-12-5-15-12-19-15-19-15-19-15-5/5-12-13-12-5-15-5-12-13/

6-/19-13-6-19-6-19-13-19/6-15-5-6-19-6-5-6-5-15-19-15-5-19/

13-5-13-15-13-19-15/5-13-/5-6-19-6-19-3-19-5-3-5-13-3-5/6-19-5-19-5

6-13-6-19-5-19/19-5-19-3-6-/19-5-19/19-6-19-5-13-19

19-6-5-13-19-6-3-19-6-13-3-13-6-5-19-6-5-6-5/5-19

GAME _____ DATE _____

5-12-20-5-13/13-5-20-5-8-20-8-12-8-13
5-12-8-5-20/5-13-10-12-10-5-10-3-20-
3-5-10/5-15-20-15-5-10-15-20-10-5-15
3-10-15-12-15-20-12-13-5-15-10-
15-12-15

Ed Turner
Boots

West organ loft.

GAME Kansas Denver
Kansas

DATE 12/17/41

8-3-13/3-8-12-5-8-3/12-3-8-5/5-3-12
3/3-8-5-13-3-5-3-8-3-13/13-12/13/5-8
-3/5-13-/5-3-5-12-5-3-12/8-12-8-12-
5-/13-3-12-3-12-5-13/13-5-3-12-3-12-13
-5/3-12-5-13/5-13-12/3-5-8-3-13/
5-3-8-3-5-12-3/8-13-12/13-3-/10-
25-3-15/3-20-13-10/3-10-13/15-3-20-
3-10/20-13-15-10-13/20-3/15-13-10-3/15-
20-3-15-3-13-20-3-10/15-13-10/3-15-20
-3-13/20-13-10-15/10-13-3-13-21-15/3
15-21-15-3-21-3-13/10-3-21-15-3-15-3
-10-13-3-10-3-15-13/15-21-3-10-9-3
-21-15-3-9-15/3-21-15-3/3-21-15-3
-21-3-9/15-21-9-4-10-15-4-10/15-21-4
-15-9/21-10-21-4/4-21-15-4-10-9/
15-9-21/4-15-4-21-9/15-4-21-4-21-9
-4/10-21-4-10-21-9-15-4-10/3-21-15-3-
10-13/21-10/21-13-21-15-21/

HALF

3-20-13-3-20-3-13-3-15-3-20-3
10-3-15-20-13/3-20-13-20-15-3-15-3
10/15-3-20-3-15-3-10-3-20-15-10/
15-13-3-15-3-/3/20-15/3-13-15/15-13
20-13-3/10/3-20-15-3-20-7-3-15/7
3-15-20/3-10-3-15-3-7-15/7-3-10-15
7/10-7-20-3-20-3-15-3-7/15-3/
10-20/15-3-20-3-7-3-20/3-10/3-15-3-
20-3-10/15-3-10-3/3-10/3-15-3-20-3-10/
3-20-3-15-7-20-3-20-7-15-3-20-15-20-
15-20-3-15-3-10-15-20-10-15-7/10-3-15/
3-20-15/20-3-15-20-3-/15-20-7-15-12-15
13-20-15/13-8/5-13-12/20-8-5-13-8/
12-13/12-20-8-5-8-13-20-12/5-8-20-12-8
20-8-13-8-5-13/

Hoodbury ▽ Pattie East Oregon left

GAME Kans ▽ Denver DATE 12/17/41

Denver

1st Half

13-15-5-13-19-13-5-12-15-12-13-12-15-12-15

5-19-12-5-13-5-19-5-12-19-13/12-5-15-5-19-5

15-19/5-12-13-12-15/12-15-13-19-13-15/12-15-

13/5-19-12/12-5-12-19-12-15-19-13-19-13-12

19-5-19/12-19-12-5-12-13/12-13-12-19-5-13-12/

19-5-19-12/13-5/5-19-12-19/19/13/3-13-19-3/5

12-5-19-5-12-19-12-12/13/12-19-5-12-19-3-5/3-5/

12-5-19-5-13-12-19/3-5-13-19-13/12-19-12-5/

3/12-5-12-13-12-19-5-13-12/12/12/19-5-19

12/19-12-5-19/12-13-5/13-5-13-12-3-19-19/

19-13/12/14-6-14-6-19-6-19-6-19-14-13-14-16/

19-6-16/13-6-14-6-14-16-6-14-6-13/14-6-19

13/14-6-14-6-14/6-19-14-6-14-13/6-14-19-14

19-16-6-14-13-6-13-19/6-14-13-14-6-14-13-13/

6-13-16-13/

Jessup - Rough.

Kansas vs. Denver Date Dec 17 '41 Team Kansas

FIRST HALF

1. Recovery of ball off own backboard 13-5-3-3-15-10-10-9-15-4-21
2. Recovers ball off opponents backboard 3-8-13-3-12-13-10-20-10-10-15-4-10-
3. Fouling opponent with ball 5-13-20-20
4. Fouling opponent without ball
5. Violation 5-15-10-
6. Offensive personal fouls
7. Blocking opponents shot
8. Intercepting opponent's dribble
9. Intercepting opponent's pass 3-20-20-3-15
10. Recovers Jump ball 8-13-5-15-10
11. Wild pass to opponent 13-13-3
12. Wild pass out of bounds 3-10-15-4-10

SECOND HALF

1. Recovery of ball off own backboard 10-3-10-3-7-10-5-10-10-4-
2. Recovers ball off opponents backboard 7-10-15-10-3-13-13-
3. Fouling opponent with ball 3
4. Fouling opponent without ball 13
5. Violation
6. Offensive personal fouls
7. Blocking opponents shot 3-20-
8. Intercepting opponent's dribble 10-
9. Intercepting opponent's pass 3-15-5-5-10-
10. Recovers Jump ball 10-10
11. Wild pass to opponent 10-15-12-12-20-
12. Wild pass out of bounds 13-7-3-3-3-

Roetgh

Kansas vs. Denver U. Date Dec 17 '41 Team ~~Den~~ Denver

FIRST HALF

1. Recovery of ball off own backboard 15-12-13-19-16-19-13
2. Recovers ball off opponents backboard 12-15-5-12-12-19-13-5-19-13-3-12 12-12-12-6
3. Fouling opponent with ball 15-15-19-12-12-13-14
4. Fouling opponent without ball
5. Violation 12-19-12
6. Offensive personal fouls 15-15
7. Blocking opponents shot
8. Intercepting opponent's dribble 12-3-13
9. Intercepting opponent's pass 5-3-19
10. Recovers Jump ball
11. Wild pass to opponent 12-12-19
12. Wild pass out of bounds 12-13-3-14

SECOND HALF

1. Recovery of ball off own backboard 13-3-12-5
2. Recovers ball off opponents backboard 12-12-13-12-12-13-13-13-12
3. Fouling opponent with ball -13-14-5-14
4. Fouling opponent without ball
5. Violation 13-5-13-6
6. Offensive personal fouls 12-3
7. Blocking opponents shot 5
8. Intercepting opponent's dribble
9. Intercepting opponent's pass 19-13-19-6-5-13
10. Recovers Jump ball 19
11. Wild pass to opponent 19-19-6-13
12. Wild pass out of bounds 19-19