CONVERSE-DUNKEL

BASKETBALL SUMMARY

Produced by DICK DUNKEL

5 Leading SERVICE TEAMS

81.9 — GREAT LAKES N. T. S.

BACK ROW (left to right): Meyer; Hamilton; Armstrong; Schaefer; Gray; Rollins; Jaquay; Zuber. SECOND ROW: Lautenbach; Oldham; Curtis; Coleman; Schaus; Smith; Joachim; Peterson, trainer. FRONT ROW: Lt. (jg) Griffith, Asst. Athletic Officer; Lt. Hinkle, Basketball Officer; Lt. Comdr. Cook, Athletic Officer; Capt. Emmet, Commanding Officer; Lt. Walton, Athletic Public Relations Officer; Perry, CSp., Asst. to the Basketball Officer.

76.0 — NORFOLK N. T. S.

BACK ROW (left to right): Varnell; Floyd; Zunic; Feerick; Keth; Nimz; Golub; Auerbach. FRONT ROW: Thomas; Strannigan; Ch. Bos'n Bodie, coach; Capt. McClure, Commanding Officer; Lt. MacDonald, Welfare and Recreation Officer; Nisbet; Holzman.

75.0 — CAMP GRANT

BACK ROW (left to right): Craddock; G. Hogan; Niemiera; J. Hogan; Szukala; Krzoska. FRONT ROW: McCall; Zadel; Reed; Lt. Harris, coach; Davis, Rottner; Skurski.

73.4 — ST. MARY'S PRE-FLIGHT

TOP ROW (left to right): Ziegenfuss; Delaporte; Luisetti; Dallmar; Hopkins; Ott; Drayer; Lt. Elliot, coach. SECOND ROW: Cope; Lindgren; Karamanos; Johnstone; Patton; Doeschatte. FRONT ROW: Lee; Ulm; Powars; Kish; O'Neill.

70.6 — NORFOLK N. A. S.

BACK ROW (left to right): Lt. Nelson, Asst. Coach; Cunningham; McGrath; Lt. Barr; Carpenter; Lockard; Ward; Smawley; Lt. Curtice, Head Coach. BOTTOM ROW: Clemens, Trainer; Miller; Johnson; Gates; Hayes; Lucas; Schrick; Shokes; Anderson, Mgr.

Final Ratings for the 1943-1944 Basketball Season

EXPLANATION Dick Dunkel's ratings are based on the cumulative correlation of scoring differential with rating of opposition, and they have been continuous since the 1935 season. They show the potential scoring differences between any two teams. Thus, a 45.0 team should defeat a 35.0 team by 10 points, if they were to meet on a neutral court and play strictly according to past performance. However, research in over 30,000 games has determined that the average team is 4.0 points better on its home court than when visiting. The standings show neutral ratings only. The ratings have been 79.5% accurate in forecasting winners since 1935.

10 LEADING COLLEGE TEAMS

1. Army	76.9	6. Dartmouth	71.2
2. Utah	74.3	7. Ohio State	70.9
3. Kentucky	73.5	8. Illinois	70.8
4. DePaul	72.3	9. Notre Dame	70.5
5. Western Michigan	72.2	10. Northwestern	69.9

10 LEADING SERVICE TEAMS

1. Great Lakes N.T.S.	81.9	6. Pensacola N.A.S.	70.5
2. Norfolk N.T.S.	76.0	7. Alameda C.G.	70.1
3. Camp Grant	75.0	8. Corpus Christi N.A.S.	70.1
4. St. Mary's Pre-Flight	73.4	9. N. C. Pre-Flight	69.5
5. Norfolk N.A.S.	70.6	10. Mitchel Field	68.6

1 to 50

1. Great Lakes N.T.S., Ill.	81.9
2. Army, N. Y.	76.9
3. Norfolk N.T.S., Va.	76.0
4. Camp Grant, Ill.	75.0
5. Utah	74.3
6. Kentucky	73.5
7. St. Mary's Pre-Flight, Cal.	73.4
8. DePaul, Ill.	72.3
9. Western Michigan	72.2
10. Dartmouth	71.2
11. Ohio State	70.9
12. Illinois	70.8
13. Norfolk N.A.S., Va.	70.6
14. Notre Dame, Ind.	70.5
15. Pensacola N.A.S., Fla.	70.5
16. Alameda C.G., Cal.	70.1
17. Corpus Christi N.A.S., Tex.	70.1
18. Northwestern, Ill.	69.9
19. St. John's, N. Y.	69.7
20. Rice, Tex.	69.6
21. N. C. Pre-Flight	69.5
22. Gonzaga, Wash.	69.4
23. Marquette, Wis.	69.3
24. Mitchel Field, N. Y.	68.6
25. Iowa	68.3
26. Oklahoma A & M	68.1
27. McClellan Field, Cal.	68.0
28. Wisconsin	67.9
29. Iowa Pre-Flight	67.6
30. Denison, O.	67.2
31. Bainbridge N.T.S., Md.	66.3
32. Pennsylvania	66.3
33. Temple, Pa.	66.3
34. Loras, Iowa	66.2
35. St. Joseph's, Pa.	66.1
36. Norman N.A.T.T.C., Okla.	66.0
37. Aberdeen P.G., Md.	65.9
38. Norman N.A.S., Okla.	65.8
39. Camp Cooke, Cal.	65.7
40. Oklahoma	65.5
41. Purdue, Ind.	65.5
42. Bowling Green, O.	65.3
43. Michigan	65.2
44. Greensboro B.T.C., N. C.	64.5
45. Columbia Middies, N. Y.	64.1
46. Iowa State	63.8
47. Muhlenberg, Pa.	63.4
48. Cornell, N. Y.	63.0
49. Navy, Md.	63.0
50. Washington	63.0

51 to 100

51. Dubuque, Iowa	62.5
52. Will Rogers A.A.F., Okla.	62.5
53. Childress Field, Tex.	62.3
54. Sampson N.T.S., N. Y.	62.3
55. Fort Bragg R.C., N. C.	62.2
56. Miami, O.	62.2
57. New York U.	62.2
58. Southwestern, Tex.	62.1
59. Bunker Hill N.A.S., Ind.	61.9
60. Duke, N. C.	61.9
61. College of Pacific, Cal.	61.8
62. Gustavus Adolphus, Minn.	61.8
63. St. Thomas, Minn.	61.8
64. Kelly Field, Tex.	61.6
65. Moffett Field, Cal.	61.6
66. St. Mary's, Minn.	61.5
67. Rhode Island State	61.4
68. March Field, Cal.	61.1
69. Camp Edwards, Mass.	61.0
70. Fort Warren, Wyo.	61.0
71. Hobart, N. Y.	61.0
72. Long Island, N. Y.	61.0
73. Drew, N. J.	60.7
74. Rochester, N. Y.	60.7
75. Ellis Island C.G., N. Y.	60.6
76. Fort Riley, Kans.	60.5
77. Yale, Conn.	60.3
78. California	60.2
79. Coast Guard Academy, Conn.	60.2
80. Fort Benning, Ga.	60.2
81. Santa Ana A.B., Cal.	60.2
82. Colorado College	60.1
83. Kansas	60.0
84. Marinship, Cal.	60.0
85. DePauw, Ind.	59.9
86. Fort Devens R.C., Mass.	59.9
87. Los Alamitos N.A.S., Cal.	59.9
88. Floyd Bennett Field, N. Y.	59.8
89. Indiana	59.6
90. Monmouth, Ill.	59.6
91. Cincinnati, O.	59.4
92. Buckley Field, Colo.	59.3
93. Indiana State	59.0
94. Oregon	58.9
95. Camp Ellis, Ill.	58.7
96. Cherry Point Marines, N. C.	58.7
97. Colgate, N. Y.	58.7
98. Citadel A.S.T.P., S. C.	58.6
99. Connecticut	58.6
100. Hutchinson N.A.B., Kans.	58.6

101 to 150

101. Livermore N.A.S., Cal.	58.5
102. Milligan, Tenn.	58.4
103. San Diego N.T.S., Cal.	58.3
104. Southern Methodist, Tex.	58.3
105. Wooster, O.	58.3
106. Berea, Ky.	58.2
107. Penn State, Pa.	58.2
108. Salt Lake A.B., Utah	58.2
109. U. C. L. A., Cal.	58.1
110. Morehead State, Ky.	57.9
111. Parris Island Marines, S. C.	57.9
112. South Carolina	57.9
113. Ohio U.	57.8
114. West Point Armored, N. Y.	57.8
115. C. C. N. Y., N. Y.	57.5
116. Doane, Neb.	57.5
117. Missouri	57.5
118. Washington & Jefferson, Pa.	57.5
119. Bucknell, Pa.	57.4
120. Lowry Field, Colo.	57.4
121. Hamline, Minn.	57.2
122. N. Y. Coast Guard	57.2
123. Rensselaer Poly, N. Y.	57.1
124. Whitman, Wash.	57.1
125. North Carolina	57.0
126. Cochran Field, Ga.	56.9
127. Roosevelt Naval Base, Cal.	56.9
128. Southern California	56.9
129. Armed Guard, Cal.	56.8
130. Lincoln Air Base, Neb.	56.8
131. Valparaiso, Ind.	56.8
132. Columbia, N. Y.	56.7
133. Pepperdine, Cal.	56.7
134. Wheaton, Ill.	56.7
135. Olathe N.A.B., Kans.	56.6
136. Arkansas	56.5
137. St. Francis, N. Y.	56.4
138. Texas	56.4
139. Tillamook N.A.B., Ore.	56.4
140. Ottumwa N.A.S., Iowa	56.3
141. Akron, O.	56.2
142. Camp Hale, Colo.	56.0
143. Camp Santa Anita, Cal.	56.0
144. Geneva, Pa.	56.0
145. Mather Field, Cal.	56.0
146. Willamette, Ore.	56.0
147. Tulane, La.	55.7
148. Bergstrom Field, Tex.	55.5
149. Curtis Bay C.G., Md.	55.5
150. F. B. I., N. Y.	55.5

151 to 200

151. Georgia A.S.T.P.	55.3
152. Canisius, N. Y.	55.2
153. Camp Chaffee, Ark.	55.2
154. Fort Jackson, N. C.	55.1
155. Fort Leavenworth, Kans.	55.1
156. Fort Ord, Cal.	54.9
157. Cornell Pre-Flight, Iowa	54.7
158. Grosse Ile N.A.S., Mich.	54.7
159. Wittenberg, O.	54.7
160. Glenview A.B., Ill.	54.5
161. Murray State, Ky.	54.4
162. Cape Girardeau State, Mo.	54.3
163. Indiantown Gap, Pa.	54.3
164. DePauw Pre-Flight, Ind.	54.0
165. Minnesota	54.0
166. Washburn, Kans.	54.0
167. Western Kentucky State	54.0
168. Bethany, W. Va.	53.9
169. Eastern Washington State	53.9
170. Southern Illinois State	53.8
171. Texas Christian	53.8
172. Quantico Marines, Va.	53.5
173. Park College, Mo.	53.4
174. Camp Endicott, Mass.	53.3
175. Westminster, Pa.	53.3
176. Pittsburgh, Pa.	53.2
177. West Virginia	53.2
178. Albright, Pa.	53.1
179. Peterson Field, Colo.	53.1
180. Augsburg, Minn.	53.0
181. Boston C.G., Mass.	53.0
182. Ursinus, Pa.	52.9
183. Camp Reynolds, Pa.	52.8
184. Richmond A.A.B., Va.	52.7
185. Detroit, Mich.	52.5
186. Fort Sheridan, Ill.	52.5
187. Georgia Tech	52.5
188. Maryville State, Mo.	52.5
189. Otterbein, O.	52.5
190. Johnson Field, N. C.	52.4
191. Bloomsburg State, Pa.	52.3
192. Tufts, Mass.	52.3
193. Idaho	52.1
194. Camp Peary, Va.	52.0
195. McPherson, Kans.	52.0
196. Drury, Mo.	51.9
197. Georgia Pre-Flight	51.9
198. Occidental, Cal.	51.9
199. Quonset N.A.B., R. I.	51.9
200. Stevens Tech, N. J.	51.9

201 to 250

201. Fort Lewis, Wash.	51.8
202. Fort Harrison, Ind.	51.7
203. Pittsburg State, Kans.	51.4
204. Virginia Poly	51.4
205. Western Washington State	51.4
206. Oregon State	51.3
207. Camp Holabird, Md.	51.2
208. Central, Iowa	51.1
209. Illinois Normal	51.1
210. Brooklyn A.B., N. Y.	51.0
211. St. Ambrose, Iowa	50.9
212. Princeton, N. J.	50.8
213. Coast Guard Surf Riders, Cal.	50.8
214. Marshall, W. Va.	50.7
215. Montana Mines	50.7
216. Sheppard Field, Texas	50.7
217. Baldwin-Wallace, O.	50.5
218. San Francisco, A.S.T.U., Cal.	50.5
219. Hammer Field, Cal.	50.4
220. Warrensburg State, Mo.	50.4
221. New Mexico	50.3
222. Charleston C.G., S. C.	50.2
223. North Dakota State	50.1
224. Westminster, Mo.	50.1
225. Ellington Field, Tex.	49.9
226. Enid Flying School, Okla.	49.9
227. Philadelphia Coast Guard, Pa.	49.8
228. Central Michigan State	49.7
229. Hunter Field, Ga.	49.7
230. St. Olaf, Minn.	49.7
231. Lakehurst N.A.S., N. J.	49.5
232. Randolph Field, Tex.	49.5
233. Yankton, S. D.	49.5
234. South Dakota State	49.5
235. William Jewell, Mo.	49.4
236. Camp Atterbury, Ind.	49.3
237. Villanova, Pa.	49.3
238. Virginia	49.3
239. Concordia, Minn.	49.2
240. Juniata, Pa.	49.1
241. San Diego State, Cal.	49.1
242. Catholic U., D. C.	49.0
243. Herington A.B., Kans.	49.0
244. LaSalle, Pa.	49.0
245. Lawrence, Wis.	49.0
246. Fort Dix, N. J.	48.9
247. Brooklyn, N. Y.	48.8
248. Nebraska	48.8
249. Mt. St. Mary's, Md.	48.7
250. Carleton, Minn.	48.6

251 to 300

251. Franklin & Marshall, Pa.	48.2
252. Holy Cross, Mass.	48.1
253. South Dakota	48.1
254. Worcester Poly, Mass.	48.1
255. Richmond, Va.	48.0
256. Brigham Young, Utah	47.8
257. Lafayette, Pa.	47.8
258. River Falls State, Wis.	47.8
259. Loyola, La.	47.7
260. Kansas State	47.6
261. Eastern Illinois State	47.5
262. Kansas A.S.T.P.	47.5
263. Camp Stewart, Ga.	47.4
264. Louisiana State	47.4
265. Treasure Island Navy, Cal.	47.4
266. Alma, Mich.	47.3
267. College of Idaho	47.3
268. Trinity, Conn.	47.3
269. Washington State	47.3
270. North Carolina State	47.1
271. Romulus A.B., Mich.	47.1
272. Allegheny, Pa.	47.0
273. Wright Field, Ohio	47.0
274. Bemidji State, Minn.	46.9
275. Missouri Mines	46.7
276. York, Neb.	46.6
277. Apprentice, Va.	46.5
278. Eau Claire State, Wis.	46.5
279. Fort Custer, Mich.	46.5
280. Fort Monroe, Va.	46.5
281. Muskingum, O.	46.5
282. Baker, Kans.	46.4
283. Oberlin, O.	46.4
284. Western Union, Iowa	46.4
285. Missouri Valley, Mo.	46.3
286. Central, Mo.	46.2
287. Elizabethtown, Pa.	46.2
288. Capital, O.	46.1
289. Peru State, Neb.	46.0
290. Fort Knox, Ky.	45.9
291. Earlham, Ind.	45.8
292. Swarthmore, Pa.	45.8
293. Loyola, Md.	45.7
294. Union, N. Y.	45.7
295. Tinker Field, Okla.	45.6
296. Shoemaker Field, Cal.	45.4
297. Vanderbilt, Tenn.	45.4
298. Fairmont St., W. Va.	45.3
299. Mankato State, Minn.	45.3
300. Newport Army, R. I.	45.3

301 to 350

301. Blytheville A.A.F., Ark.	45.2
302. Winter Hospital, Kans.	45.2
303. Ohio Wesleyan	45.0
304. Phillips, Okla.	45.0
305. Haverford, Pa.	44.9
306. Camp Henry, Va.	44.8
307. Navy Pier, Ill.	44.8
308. Redlands, Cal.	44.8
309. Robbins Field, Ga.	44.8
310. San Francisco State, Cal.	44.8
311. Camp Thomas, R. I.	44.7
312. Detroit Tech, Mich.	44.7
313. Drake, Iowa	44.5
314. Fort Belvoir, Va.	44.5
315. Louisville, Ky.	44.5
316. Newberry, S. C.	44.5
317. Concordia J. C., Minn.	44.2
318. Kearns A.B., Utah	43.8
319. Brown, R. I.	43.7
320. Rider, N. J.	43.7
321. Colorado Mines	43.6
322. Nebraska Wesleyan	43.6
323. Fort Hamilton, N. Y.	43.5
324. Williams, Mass.	43.5
325. LaCrosse State, Wis.	43.4
326. Valley City State, N. D.	43.4
327. California Tech	43.3
328. Chapel of the Oaks, Cal.	43.3
329. Topeka A.B., Kans.	43.3
330. Wabash, Ind.	43.3
331. Malden A.A.B., Mo.	43.2
332. Newark Engineering, N. J.	43.1
333. Panzer, N. J.	43.0
334. Camp Davis, N. C.	42.9
335. Humboldt State, Cal.	42.7
336. Tulsa, Okla.	42.7
337. Daniel Field, Ga.	42.6
338. Mass. Institute of Tech.	42.6
339. Idaho So. Branch	42.4
340. Altus A.B., Okla.	42.3
341. Camp Lee, Va.	42.2
342. Montclair State, N. J.	42.2
343. Gettysburg, Pa.	42.1
344. Detroit C.G., Mich.	42.0
345. Fort Story, Va.	42.0
346. Kirtland Field, N. M.	42.0
347. Omaha, Neb.	42.0
348. Patterson Field, O.	42.0
349. Fairmont A.B., Neb.	41.8
350. Concordia Seminary, Mo.	41.7

351 to 400

351. Camp Myles Standish, R. I.	41.6
352. St. John's, Minn.	41.6
353. Baylor, Tex.	41.5
354. Carroll, Mont.	41.5
355. Gowen Field, Idaho	41.5
356. South Plains A.A.F., Tex.	41.5
357. Emory & Henry, Va.	41.4
358. Huron, S. D.	41.4
359. Toledo, O.	41.2
360. Bowman Field, Ky.	41.0
361. Northern Illinois State	41.0
362. Lehigh, Pa.	40.9
363. Wartburg, Iowa	40.8
364. Concordia, Ind.	40.7
365. Wesleyan, Conn.	40.6
366. Davidson, N. C.	40.5
367. Iowa Wesleyan	40.5
368. Elmhurst, Ill.	40.4
369. Michigan Normal	40.2
370. Pocatello, A.B., Idaho	40.2
371. Philadelphia Marines, Pa.	40.0
372. Central Normal, Ind.	39.9
373. Midland, Neb.	39.9
374. Chico State, Cal.	39.8
375. Wilson Hospital, D. C.	39.7
376. Evansville, Ind.	39.6
377. Tennessee Poly	39.6
378. Mercer, Ga.	39.4
379. Queens, N. Y.	39.3
380. Washington U., Mo.	39.3
381. Fort Logan, Utah	39.2
382. Hampden-Sydney, Va.	39.2
383. George Williams, Ill.	39.1
384. Fresno State, Cal.	39.0
385. Harvard, Mass.	39.0
386. Calvin, Mich.	38.9
387. Atlanta Navy, Ga.	38.8
388. Bates, Me.	38.8
389. Case, O.	38.7
390. Augustana, Ill.	38.6
391. North Texas Aggies	38.5
392. New Cumberland R.C., Pa.	38.4
393. Fort Hancock, N. J.	38.3
394. Cathedral, N. Y.	38.2
395. Texas Tech	38.2
396. Catawba, N. C.	37.9
397. Yale A.A.C., Conn.	37.8
398. Fort Douglas, Utah	37.8
399. Cornell, Iowa	37.7
400. Georgia	37.7

401 to 450

401. William & Mary, Va.	37.7
402. Pueblo A.B., Colo.	37.5
403. Lebanon Valley, Pa.	37.4
404. Kearney State, Neb.	37.4
405. Stout Field, Ind.	37.1
406. Lubbock A.A.F., Tex.	37.0
407. Rockhurst, Mo.	36.9
408. Greenville A.B., S. C.	36.8
409. Illinois Tech	36.5
410. Lovell Hospital, Mass.	36.3
411. Montana	36.3
412. Pratt, N. Y.	36.3
413. Brooklyn Poly, N. Y.	36.2
414. Pacific U., Ore.	36.2
415. Denver, Colo.	36.1
416. N. W. Nazarene, Idaho	35.9
417. Wilmington, O.	35.8
418. Ottawa, Kans.	35.8
419. Fort Miles, Del.	35.6
420. Assumption, Ont.	35.5
421. Kalamazoo, Mich.	35.5
422. Concordia, Wis.	35.4
423. William Penn, Iowa	35.2
424. Selfridge Field	34.8
425. Wayne State, Neb.	34.7
426. Fort Hayes, O.	34.6
427. Simpson, Iowa	34.6
428. Middlebury, Vt.	34.3
429. Yeshiva, N. Y.	34.3
430. Western Illinois State	33.9
431. San Jose State	33.8
432. Greeley State, Colo.	33.7
433. Maryland	33.7
434. Clemson, S. C.	33.6
435. Marine Barracks, N. Y.	33.6
436. Schick Hospital, Iowa	33.6
437. Walterboro A.B., S. C.	33.6
438. Presbyterian, S. C.	33.5
439. Hastings, Neb.	33.4
440. Toledo N.T.S., O.	33.4
441. Virginia Military	33.2
442. Charleston, S. C.	33.1
443. Delaware	33.1
444. Camp Van Dorn, La.	33.0
445. Newark, N. J.	33.0
446. Luther, Iowa	32.9
447. Mayville State, N. D.	32.9
448. Upsala, N. J.	32.9
449. Carnegie Tech, Pa.	32.6
450. Camp Butner, N. C.	32.5

451 to 500

451. Maxton A.B., N. C.	32.5
452. Boston Naval R. C., Mass.	32.4
453. Corsicana Field, Tex.	32.0
454. Coe, Iowa	31.9
455. American U., D. C.	31.8
456. Camp Luna, N. M.	31.8
457. Dakota Wesleyan, S. D.	31.8
458. Georgia Medical	31.8
459. Jamestown, N. D.	31.6
460. Susquehanna, Pa.	31.6
461. Dearborn N.B., Mich.	31.1
462. Presidio, Cal.	31.0
463. Camp Shank, N. Y.	30.4
464. Chicago, Ill.	30.4
465. Fort Totten, N. Y.	30.2
466. Langley Field, Va.	30.2
467. Fort Trumbull, Conn.	30.1
468. Lockbourne A.B., O.	30.1
469. Washington, Md.	29.9
470. Ill. Wesleyan	29.8
471. Ohio Northern	29.8
472. St. Basil, N. J.	29.2
473. Mission House, Wis.	29.0
474. Bethany, Kans.	28.9
475. Sedalia A.B., Mo.	28.9
476. Northeastern, Mass.	28.7
477. Upper Iowa	28.7
478. Algiers N.S., La.	28.2
479. Santa Maria A.A.B., Cal.	28.0
480. Camp Phillips, Kans.	27.9
481. Texas A. & M.	27.9
482. Macalester, Minn.	27.0
483. Harvard A.B., Neb.	26.9
484. Rio Grande, O.	26.9
485. Oklahoma Baptist	26.8
486. Ashland, O.	26.5
487. Kenyon, O.	26.5
488. North Dakota Science	26.1
489. Camp McCoy, Wis.	26.0
490. Salem, W. Va.	26.0
491. Sterling, Kans.	25.9
492. Camp Mackall, N. C.	25.8
493. Gallaudet, D. C.	25.3
494. Guilford, N. C.	25.3
495. Bridgewater, Va.	25.2
496. Franklin, Ind.	25.2
497. Maine	25.2
498. Wentworth, Mo.	25.0
499. Fort Meade Hospital, Md.	24.8
500. Anderson, Ind.	24.7

501 to 534

501. Bloomfield Seminary, N. J.	24.7
502. Columbia A.B., S. C.	24.3
503. Salinas A.B., Cal.	24.1
504. Whitworth, Wash.	24.8
505. Johns Hopkins, Md.	23.4
506. St. Mary, Mich.	23.4
507. Bluffton, O.	23.2
508. Fort Ontario, N. Y.	23.2
509. Godman Field, Ky.	23.2
510. Concordia, Ill.	23.1
511. Buena Vista, Iowa	22.9
512. Northern Normal, S. D.	22.8
513. Freeman Field, Ind.	22.7
514. High Point, N. C.	22.7
515. Brooklyn Navy, N. Y.	22.5
516. West Virginia Tech	22.2
517. Hamilton Field, Cal.	21.4
518. Hill Field, Utah	21.2
519. Bowdoin, Me.	20.7
520. Indiana Tech	20.7
521. Parsons, Iowa	20.7
522. Camp Detrick, Md.	20.4
523. West Chester State, Pa.	19.5
524. Alderson-Broaddus, W. Va.	19.2
525. Webb Inst., N. Y.	19.0
526. Jackson Barracks, La.	18.5
527. Fort Leonard Wood, Mo.	17.9
528. Fourth Ferrying Command, Tenn.	14.7
529. Hedron N.A.S., R. I.	14.7
530. Morris Field, N. C.	14.6
531. Detroit Navy, Mich.	9.7
532. New London M.P., Conn.	9.5
533. Bushnell Hospital, Utah	8.4
534. Fort Varnum, R. I.	6.4

COPYRIGHT 1944 BY DICK DUNKEL

FINAL STANDINGS OF SECTIONAL LEADERS

EAST		MIDWEST		SOUTH		FAR WEST	
1. Army	76.9	1. Great Lakes N.T.S.	81.9	1. Norfolk N.T.S.	76.0	1. Utah	74.3
2. Dartmouth	71.2	2. Camp Grant	75.0	2. Kentucky	73.5	2. St. Mary's Pre-Flight	73.4
3. St. John's, N. Y.	69.7	3. DePaul	72.3	3. Norfolk N.A.S.	70.6	3. Alameda C.G.	70.1
4. Mitchel Field	68.6	4. Western Michigan	72.2	4. Pensacola N.A.S.	70.5	4. Gonzaga	69.4
5. Bainbridge N.T.S.	66.3	5. Ohio State	70.9	5. Corpus Christi N.A.S.	70.1	5. McClellan Field	68.0
6. Pennsylvania	66.3	6. Illinois	70.8	6. Rice	69.6	6. Camp Cooke	65.7
7. Temple	66.3	7. Notre Dame	70.5	7. N. C. Pre-Flight	69.5	7. Washington	63.0
8. St. Joseph's	66.1	8. Northwestern	69.9	8. Greensboro B.T.C.	64.5	8. College Pacific	61.8
9. Aberdeen P.G.	65.9	9. Marquette	69.3	9. Childress Field	62.3	9. Moffett Field	61.6
10. Columbia Middies	64.1	10. Iowa	68.3	10. Fort Bragg R. C.	62.2	10. March Field	61.1

They've got what it takes to Win!

CONVERSE ALL STAR

Chuck Taylor

BASKETBALL SHOES

5 Leading COLLEGE TEAMS

76.9 — (ARMY) WEST POINT

BACK ROW (left to right): Anderson, Mgr.; Kelleher, Coach; Damon; Gilbert; Walterhouse; Lt. Col. Dawalt, Officer-in-Charge. SECOND ROW: Molnar, O'Donnell; Weston; Ekberg; Geltz; Davis; Dobbs. FRONT ROW: Hall; Hennessey; Christl; Kenna; Faas.

74.3 — UNIV. OF UTAH



BACK ROW (left to right): Peterson, Coach; Sheffield, Capt.; Wilkinson; Ferrin; Smuin; B. Lewis; Couch, Asst. Coach. SECOND ROW: Nance; F. Lewis; Misaka; Kastellie; Brown, Grad. Mgr. FRONT ROW: Tatsuno; Kingston.

73.5 — UNIV. OF KENTUCKY



BACK ROW (left to right): Moseley; Schu; Brannum; Vulich; DeMoisey; Cravens; Tingle. SECOND ROW: Coach Rupp; Johnson; Parkinson; Buis; Whitehead; Gorham. FRONT ROW: Allin; Yessin; Parker; Fox; Stamper; Brown.

72.3 — DE PAUL UNIV.

LEFT TO RIGHT: Tripton; Kachan; Dean; Stump; Mickan.

72.2 — WESTERN MICHIGAN COLLEGE



BACK ROW (left to right): Coach Read; Lang; Mason; Hoekje; Behrens; Rodney; Bowman; Trainer Scott. FRONT ROW: Loranger; Anderson; Cawood; Huppert; Blysma; Compton; Morton.