The Reverse Pivot



(Left)
The dribbler approaches the guard (in the white shirt).

(Right)
The man who has been trailing—

As the guard closes in, the dribbler—

—cuts past the pivoter and —

—picks up the ball,—

—receives a short pass.

—comes to a stop (note the crouched position) and—

The pivoter continues his turn,—

—begins his reverse pivot or turn.

—screening for the team mate—

The pivoter turns his head so as to see the team mate who is trailing him.

—as the latter dribbles toward the basket.



The Double Pivot



(Left)
The offensive player approaches the guard (in the white shirt),—

(Right)
—passing—

—picks up the ball and—

—to a team mate, who is—

—comes to a stride stop.

—cutting for the basket.

The offensive player then starts his reverse pivot (on his left foot).

The pivoter continues his turn —

As the offensive player completes his reverse pivot, the guard overshifts.

—so as to screen for his team mate—

So the offensive player starts to pivot back toward his original position—

—as the latter goes in for the shot.



Reprint from the Athletic Journal, January, 1934